

Agricultural sustainability: concepts, principles and evidence

Jules Pretty*

Department of Biological Sciences, University of Essex, Colchester CO4 3SQ, UK

Concerns about sustainability in agricultural systems centre on the need to develop technologies and practices that do not have adverse effects on environmental goods and services, accessible to and effective for farmers and lead to improvements in food productivity. Despite great progress in agricultural productivity in the past half-century, with crop and livestock productivity strongly driven by increased use of fertilizers, irrigation water, agricultural machinery, pesticides and land, it would be over-optimistic to assume that these relationships will remain linear in the future. New approaches are needed that will integrate biological and ecological processes into food production, minimize the use of those non-renewable inputs that cause harm to the environment or to the health of farmers and consumers, make productive use of the knowledge and skills of farmers, so substituting human capital for costly external inputs and make productive use of people's collective capacities to work together to solve common agricultural and natural resource problems, such as for pest, watershed, irrigation, forest and credit management.

These principles help to build important capital assets for agricultural systems: natural; social; human; physical; and financial capital. Improving natural capital is a central aim, and dividends can come from making the best use of the genotypes (G) of crops and animals and the ecological (Ec) conditions under which they are grown or raised. Agricultural sustainability suggests a focus on both genotype improvements through the full range of modern biological approaches and improved understanding of the benefits of ecological and agronomic management, manipulation and redesign. The ecological management of agroecosystems that addresses energy flows, nutrient cycling, population-regulating mechanisms and system resilience can lead to the redesign of agriculture at a landscape scale. Sustainable agriculture outcomes can be positive for food productivity, reduced pesticide use and carbon balances. Significant challenges, however, remain to develop national and international policies to support the wider emergence of more sustainable forms of agricultural production across both industrialized and developing countries.

Keywords: environmental goods and services; natural capital; social capital; agroecology; carbon sequestration; pesticides

1. THE CONTEXT FOR AGRICULTURAL SUSTAINABILITY

The interest in the sustainability of agricultural and food systems can be traced to environmental concerns that began to appear in the 1950s–1960s. However, ideas about sustainability date back at least to the oldest surviving writings from China, Greece and Rome (Cato 1979; Hesiod 1988; Conway 1997; Li Wenhua 2001; Pretty 2002; 2005a). Today, concerns about sustainability centre on the need to develop agricultural technologies and practices that: (i) do not have adverse effects on the environment (partly because the environment is an important asset for farming), (ii) are accessible to and effective for farmers, and (iii) lead to both improvements in food productivity and have positive side effects on environmental goods and services. Sustainability in agricultural systems incorporates concepts of both resilience (the capacity of systems to buffer shocks and stresses) and persistence (the capacity of systems to continue over long periods)

and addresses many wider economic, social and environmental outcomes.

In recent decades, there has been remarkable growth in agricultural production, with increases in food production across the world since the beginning of the 1960s. Since then, aggregate world food production has grown by 145%. In Africa, it rose by 140%, in Latin America by almost 200% and in Asia by 280%. The greatest increases have been in China, where a fivefold increase occurred, mostly during the 1980s–1990s. In industrialized countries, production started from a higher base; yet it still doubled in the USA over 40 years and grew by 68% in Western Europe (FAO 2005).

Over the same period, world population has grown from three to more than six billion imposing an increasing impact on the human footprint on the Earth as consumption patterns change (Kitzes *et al.* 2007; Pretty 2007). Again, though, *per capita* agricultural production has outpaced population growth (Hazell & Wood 2007), for each person today, there is an additional 25% more food compared with 1960. These aggregate figures, though, hide important regional differences. In Asia and Latin America, *per capita* food production increased by 76 and 28%,

*jpretty@essex.ac.uk

One contribution of 16 to a Theme Issue 'Sustainable agriculture. I'.

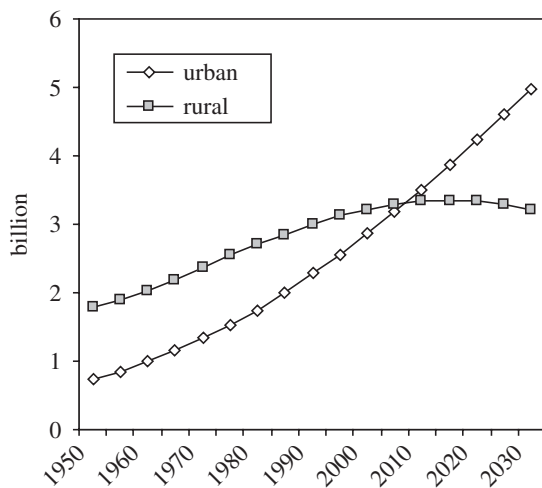


Figure 1. Rural and urban world population (1950–2030; from UN (2005)).

respectively. Africa, though, has fared badly with food production per person 10% lower today than in 1960. China, again, performs best, with a trebling of *per capita* food production over the same period. These agricultural production gains have lifted millions out of poverty and provided a platform for rural and urban economic growth in many parts of the world.

However, these advances in aggregate productivity have not brought reductions in the incidence of hunger for all. In the early twenty-first century, there are still more than 800 million people hungry and lacking adequate access to food. A third are in East and Southeast Asia, another third in South Asia, a quarter in sub-Saharan Africa and 5% each in Latin America/Caribbean and in North Africa/Near East. Nonetheless, there has been progress, as incidence of undernourishment was 960 million in 1970, comprising a third of all people in developing countries at the time.

Despite this progress in food output, it is probable that food-related ill health will remain widespread for many people. As world population continues to increase, until at least the mid-twenty-first century (UNPD 2005), the absolute demand for food will also increase. Increasing incomes will also mean that people will have more purchasing power and this will increase the demand for food. But as diets change, demand for the types of food will also shift radically, with large numbers of people going through the nutrition transition. In particular, increasing urbanization (figure 1) means people are more likely to adopt new diets, particularly consuming more meat, fats and refined cereals, and fewer traditional cereals, vegetables and fruits (Popkin 1998).

As a result of these transitions towards calorie-rich diets, obesity, hypertension and type II diabetes have emerged as serious threats to health in most industrialized countries (Popkin 1998; WHO 1998; Nestle 2003; Lang & Heasman 2004). A total of 20–25% of adults across Europe and North America are now classed as clinically obese (body mass index greater than 30 kg m^{-2}). In some developing countries, including Brazil, Colombia, Costa Rica, Cuba, Chile, Ghana, Mexico, Peru and Tunisia, overweight people now

outnumber the hungry (WHO 1998). Diet-related illness now has severe and costly public health consequences (Kenkel & Manning 1999; Ferro Luzzi and James 2000). According to the comprehensive Eurodiet (2001) study, 'disabilities associated with high intakes of saturated fat and inadequate intakes of vegetable and fruit, together with a sedentary lifestyle, exceed the cost of tobacco use'. Some problems arise from nutritional deficiencies of iron, iodide, folic acid, vitamin D and omega-3 polyunsaturated fatty acids, but most are due to excess consumption of energy and fat (causing obesity), sodium as salt (high blood pressure), saturated and trans fats (heart disease) and refined sugars (diabetes and dental caries; Key *et al.* 2002; Frumkin 2005).

An important change in the world food system will come from the increased consumption of livestock products (Fitzhugh 1998; Delgado *et al.* 1999; Smil 2000). Meat demand is expected to rise rapidly with economic growth and this will change many farming systems. Livestock are important in mixed production systems, using foods and by-products that would not have been consumed by humans. But increasingly animals are raised intensively and fed with cheap though energetically inefficient cereals and oils. In industrialized countries, 73% of cereals are fed to animals; in developing countries, some 37% are used in this way. Currently, *per capita* annual demand in industrialized countries is 550 kg of cereal and 78 kg of meat. By contrast, in developing countries, it is only 260 kg of cereal and 30 kg of meat.

At the same time as these recent changes in agricultural productivity, consumer behaviour over food (Smith *in press*) and the political economy of farming and food (Goodman & Watts 1997), agricultural systems are now recognized to be a significant source of environmental harm (Tilman 1999; Pretty *et al.* 2000; MEA 2005). Since the early 1960s, the total agricultural area has expanded by 11% from 4.5 to 5 billion ha and arable area from 1.27 to 1.4 billion ha. In industrialized countries, agricultural area has fallen by 3%, but has risen by 21% in developing countries (figure 2a). Livestock production has also increased with a worldwide fourfold increase in numbers of chickens, twofold increase in pigs and 40–50% increase in numbers of cattle, sheep and goats (figure 2b).

During this period, the intensity of production on agricultural lands has also risen substantially (Hazell & Wood 2007). The area under irrigation and number of agricultural machines has grown by approximately twofold and the consumption of all fertilizers by fourfold (nitrogen fertilizers by sevenfold; figure 2c,d). The use of pesticides in agriculture has also increased dramatically and now amounts to some $2.56 \text{ billion kg yr}^{-1}$. In the early twenty-first century, the annual value of the global market was US \$25 billion, of which some \$3 billion of sales was in developing countries (Pretty 2005b). Herbicides account for 49% of use, insecticides 25%, fungicides 22% and others approximately 3% (table 1). A third of the world market by value is in the USA, which represents 22% of active ingredient use. In the USA, though, large amounts of pesticide are used in the

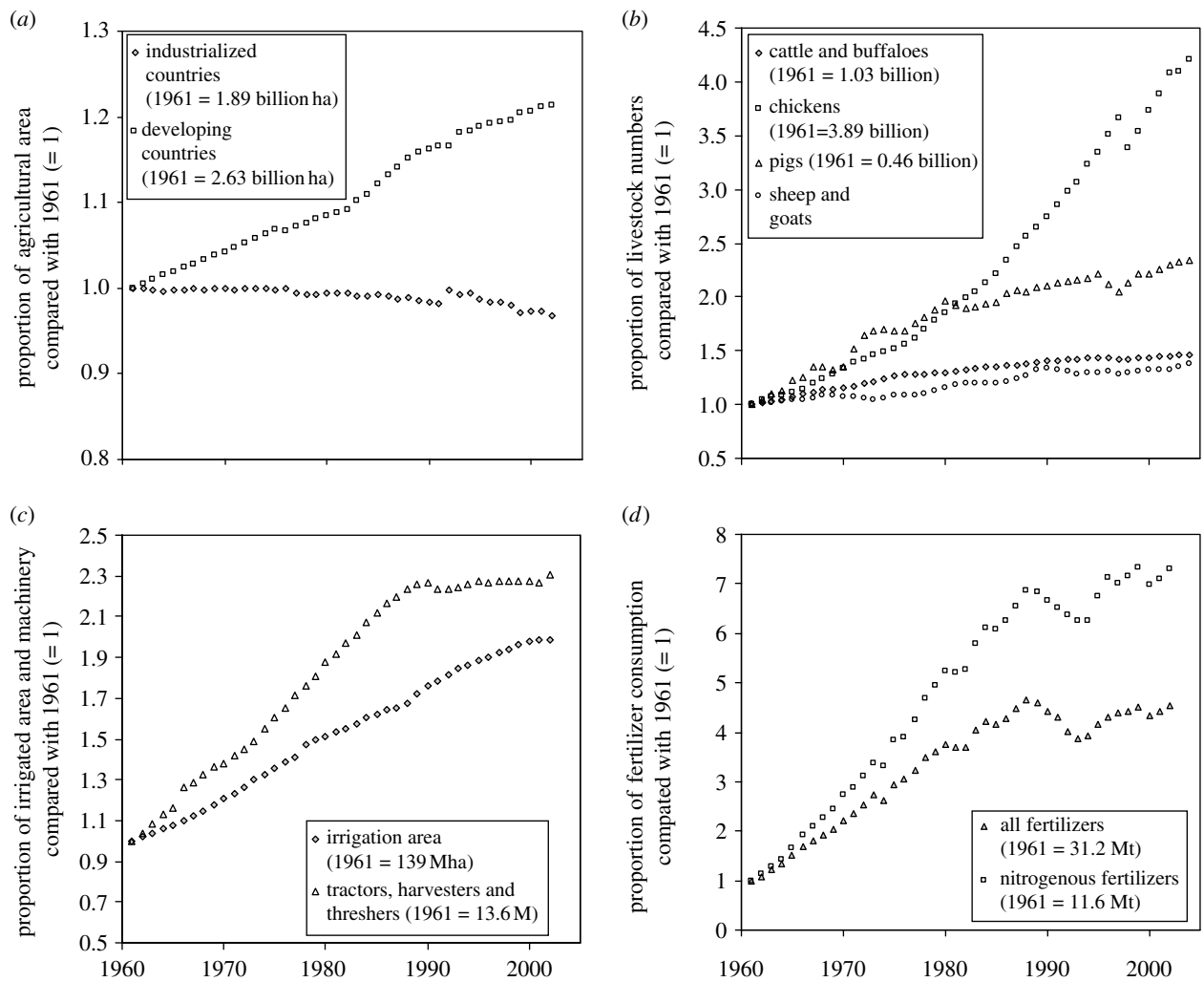


Figure 2. (a) Agricultural area (1961–2002; from FAO (2005)). (b) Head of livestock, world (1961–2004; from FAO (2005)). (c) Irrigated area and agricultural machinery, world (1961–2002; from FAO (2005)). (d) World fertilizer consumption (1961–2002; from FAO (2005)).

home/garden (17% by value) and in industrial, commercial and government settings (13% by value).

These factors of production have had a direct impact on world food production (figure 3a–e). There are clear and significant relationships between fertilizer consumption, number of agricultural machines, irrigated area, agricultural land area and arable area with total world food production (comprising all cereals, coarse grains, pulses, roots and tubers, and oil crops). The inefficient use of some of these inputs has, however, led to considerable environmental harm. Increased agricultural area contributes substantially to the loss of habitats, associated biodiversity and their valuable environmental services (MEA 2005; Scherr & McNeely 2007). Approximately 30–80% of nitrogen applied to farmland escapes to contaminate water systems and the atmosphere as well as increasing the incidence of some disease vectors (Smil 2001; Victor & Reuben 2002; Pretty *et al.* 2003a; Townsend *et al.* 2003; Giles 2005; Goulding *et al.* 2007). Irrigation water is often used inefficiently and causes waterlogging and salinization, as well as diverts water from other domestic and industrial users; and agricultural machinery has increased the consumption of fossil fuels in food production (Leach 1976; Stout 1998).

Table 1. World and US use of pesticide active ingredients (mean for 1998–1999). (Adapted from Pretty & Hine (2005); using EPA (2001) and OECD (2001).)

pesticide use	world pesticide use		US pesticide use (million kg a.i.)	
	(million kg a.i.)	%	kg a.i.)	%
herbicides	948	37	246	44
insecticides	643	25	52	9
fungicides	251	10	37	7
other ^a	721	28	219 ^b	40
total	2563	100	554	100

^a Other includes nematocides, fumigants, rodenticides, molluscicides, aquatic and fish/bird pesticides, and other chemicals used as pesticides (e.g. sulphur, petroleum products).

^b Other in the US includes 150 million kg of sulphur, petroleum used as pesticides.

These graphs clearly show the past effectiveness of these factors of production in increasing agricultural productivity. One argument is to suggest that the persistent world food crisis indicates a need for substantially greater use of these inputs (Avery 1995; Cassman *et al.* 2002; Trewevas 2002; Green *et al.* 2005; Tripp *in press*). But it would be both simplistic and optimistic to assume that all these relationships will remain linear in the future and that gains will continue

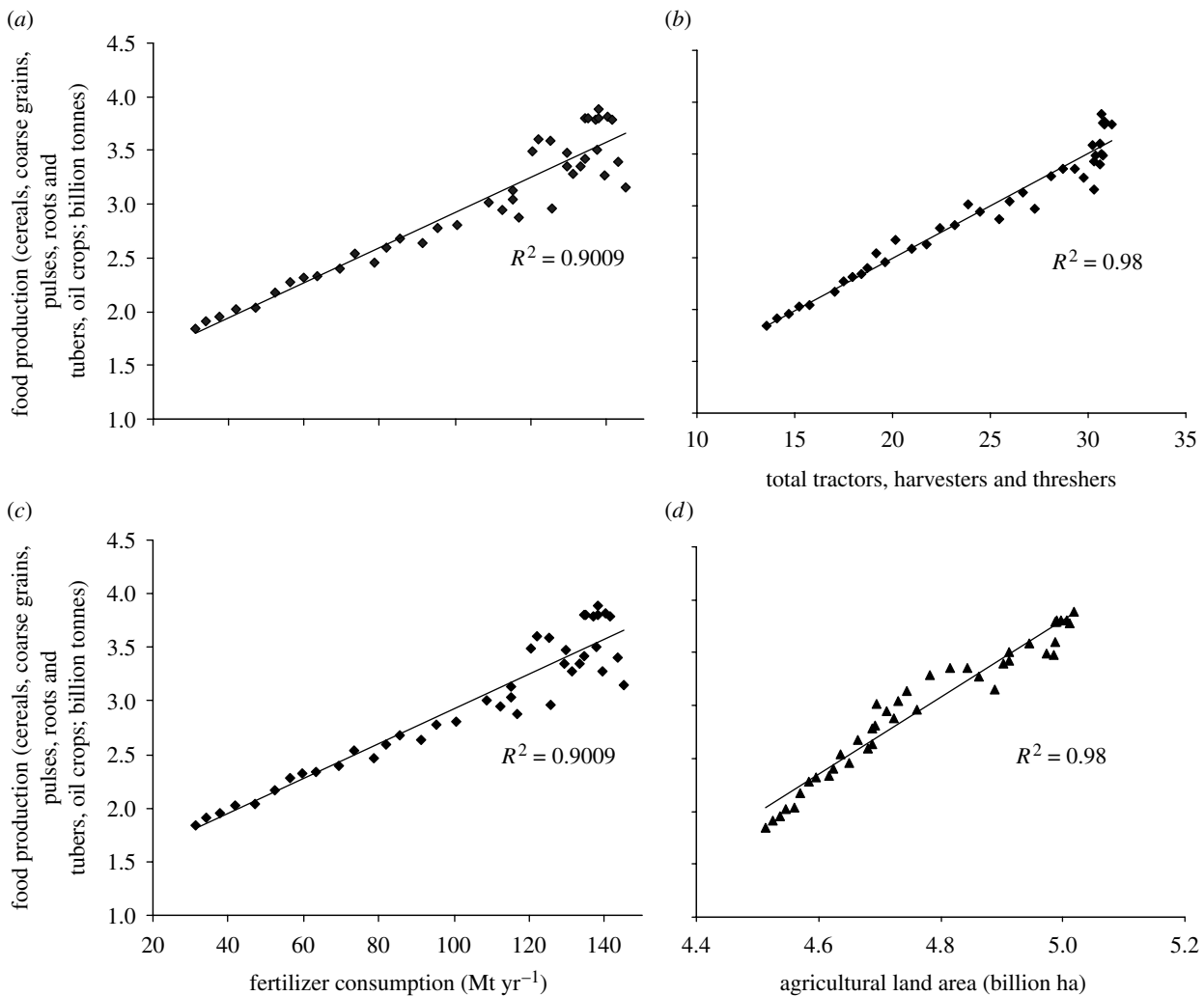


Figure 3. (a) Relationship between all fertilizers applied and world plant food production (1961–2002; from FAO (2005)). (b) Relationship between world agricultural machinery and world plant food production (1961–2002; from FAO (2005)). (c) Relationship between world irrigation area and world plant food production (1961–2002; from FAO (2005)). (d) Relationship between world agricultural land area and world plant food production (1961–2002; from FAO (2005)).

at the previous rates (Tilman 1999). This would assume a continuing supply of these factors and inputs, and that the environmental costs of their use will be small. There is also growing evidence to suggest that this approach to agricultural growth has reached critical environmental limits, and that the aggregate costs in terms of lost or foregone benefits from environmental services are too great for the world to bear (Ruttan 1999; MEA 2005; Kitzes *et al.* 2007). The costs of these environmental problems are often called externalities as they do not appear in any formal accounting systems. Yet many agricultural systems themselves are now suffering because key natural assets that they require to be plentiful are being undermined or diminished.

Agricultural systems in all parts of the world will have to make improvements. In many, the challenge is to increase the food production to solve immediate problems of hunger. In others, the focus will be more on adjustments that maintain food production while increasing the flow of environmental goods and services. World population is set to continue to increase for approximately another 40 years to approximately 2040–2050, and then is likely to stabilize or fall owing to changes in fertility patterns (figure 4). The

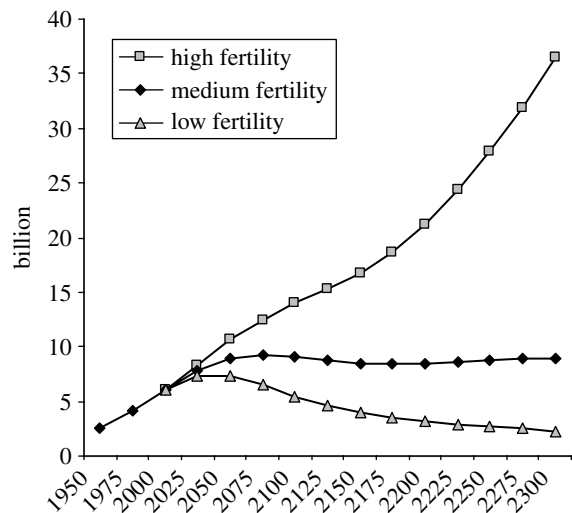


Figure 4. World population 1950–2300 (from UN, 2005).

high-fertility projection by the UN (2005) is unlikely to arise, as shifts towards lower fertility are already occurring in many countries worldwide and so there are very real prospects of world population eventually falling over one to two centuries after the maximum is reached. This suggests that the agricultural and food

challenge is likely to be more acute in the next half-century, and thereafter qualitatively change according to people's aggregate consumption patterns.

2. WHAT IS SUSTAINABLE AGRICULTURE?

What, then, do we now understand by agricultural sustainability? Many different expressions have come to be used to imply greater sustainability in some agricultural systems over prevailing ones (both pre-industrial and industrialized). These include biodynamic, community based, ecoagriculture, ecological, environmentally sensitive, extensive, farm fresh, free range, low input, organic, permaculture, sustainable and wise use (Pretty 1995; Conway 1997; NRC 2000; McNeely & Scherr 2003; Clements & Shrestha 2004; Cox *et al.* 2004; Gliessman 2005). There is continuing and intense debate about whether agricultural systems using some of these terms can qualify as sustainable (Balfour 1943; Lampkin & Padel 1994; Altieri 1995; Trewevas 2002).

Systems high in sustainability can be taken as those that aim to make the best use of environmental goods and services while not damaging these assets (Altieri 1995; Pretty 1995, 1998, 2005a,b; Conway 1997; Hinchcliffe *et al.* 1999; NRC 2000; Li Wenhua 2001; Jackson & Jackson 2002; Tilman *et al.* 2002; Uphoff 2002; McNeely & Scherr 2003; Gliessman 2004, 2005; Swift *et al.* 2004; Tomich *et al.* 2004; MEA 2005; Scherr & McNeely 2007; Kesevan & Swaminathan in press). The key principles for sustainability are to:

- (i) integrate biological and ecological processes such as nutrient cycling, nitrogen fixation, soil regeneration, allelopathy, competition, predation and parasitism into food production processes,
- (ii) minimize the use of those non-renewable inputs that cause harm to the environment or to the health of farmers and consumers,
- (iii) make productive use of the knowledge and skills of farmers, thus improving their self-reliance and substituting human capital for costly external inputs, and
- (iv) make productive use of people's collective capacities to work together to solve common agricultural and natural resource problems, such as for pest, watershed, irrigation, forest and credit management.

The idea of agricultural sustainability, though, does not mean ruling out any technologies or practices on ideological grounds. If a technology works to improve productivity for farmers and does not cause undue harm to the environment, then it is likely to have some sustainability benefits. Agricultural systems emphasizing these principles also tend to be multifunctional within landscapes and economies (Dobbs & Pretty 2004; MEA 2005). They jointly produce food and other goods for farmers and markets, but also contribute to a range of valued public goods, such as clean water, wildlife and habitats, carbon sequestration, flood protection, groundwater recharge, landscape amenity value and leisure/tourism. In this way,

sustainability can be seen as both relative and case dependent and implies a balance between a range of agricultural and environmental goods and services.

As a more sustainable agriculture seeks to make the best use of nature's goods and services, technologies and practices must be locally adapted and fitted to place. These are most likely to emerge from new configurations of social capital, comprising relations of trust embodied in new social organizations, new horizontal and vertical partnerships between institutions, and human capital comprising leadership, ingenuity, management skills and capacity to innovate. Agricultural systems with high levels of social and human assets are more able to innovate in the face of uncertainty (Chambers *et al.* 1989; Uphoff 1998; Bunch & Lopez 1999; Olsson & Folke 2001; Pretty & Ward 2001). This suggests that there likely to be many pathways towards agricultural sustainability, and further implies that no single configuration of technologies, inputs and ecological management is more likely to be widely applicable than the other. Agricultural sustainability implies the need to fit these factors to the specific circumstances of different agricultural systems.

A common, though erroneous, assumption about agricultural sustainability is that it implies a net reduction in input use, thus making such systems essentially extensive (they require more land to produce the same amount of food). Recent empirical evidence shows that successful agricultural sustainability initiatives and projects arise from shifts in the factors of agricultural production (e.g. from use of fertilizers to nitrogen-fixing legumes; from pesticides to emphasis on natural enemies; from ploughing to zero-tillage). A better concept than extensive is one that centres on intensification of resources, making better use of existing resources (e.g. land, water, biodiversity) and technologies (Conway & Pretty 1991; Pretty *et al.* 2000; Buttel 2003; Tegtmeier & Duffy 2004). The critical question centres on the 'type of intensification'. Intensification using natural, social and human capital assets, combined with the use of best available technologies and inputs (best genotypes and best ecological management) that minimize or eliminate harm to the environment, can be termed 'sustainable intensification'.

3. CAPITAL ASSETS FOR AGRICULTURAL SYSTEMS

What makes agriculture unique as an economic sector is that it directly affects many of the very assets on which it relies for success. Agricultural systems at all levels rely on the value of services flowing from the total stock of assets that they influence and control, and five types of asset, natural, social, human, physical and financial capital, are now recognized as being important. There are, though, some advantages and misgivings with the use of the term capital. On the one hand, capital implies an asset, and assets should be cared for, protected and accumulated over long periods. On the other hand, capital can imply easy measurability and transferability. Since the value of something can be assigned a monetary value, then it can appear not to

matter if it is lost, as the required money could simply be allocated to purchase another asset or to transfer it from elsewhere. But nature and its wider values is not so easily replaceable as a commodity (Coleman 1988; Ostrom 1990; Putnam *et al.* 1993; Flora & Flora 1996; Benton 1998; Scoones 1998; Uphoff 1998, 2002; Costanza *et al.* 1999; Pretty 2003). Nonetheless, terms such as natural, social and human capital are useful in helping to shape concepts around basic questions such as what is agriculture for and what system works best. The five capitals are defined in the following ways:

- (i) *Natural capital* produces environmental goods and services and is the source of food (both farmed and harvested or caught from the wild), wood and fibre; water supply and regulation; treatment, assimilation and decomposition of wastes; nutrient cycling and fixation; soil formation; biological control of pests; climate regulation; wildlife habitats; storm protection and flood control; carbon sequestration; pollination; and recreation and leisure (Costanza *et al.* 1999; MEA 2005).
- (ii) *Social capital* yields a flow of mutually beneficial collective action, contributing to the cohesiveness of people in their societies. The social assets comprising social capital include norms, values and attitudes that predispose people to cooperate; relations of trust, reciprocity and obligations; and common rules and sanctions mutually agreed or handed down. These are connected and structured in networks and groups (Flora & Flora 1996; Cramb & Culasero 2003; Pretty 2003).
- (iii) *Human capital* is the total capability residing in individuals, based on their stock of knowledge skills, health and nutrition (Orr 1992; Byerlee 1998; Leeuwis 2004; Lieblin *et al.* 2004). It is enhanced by access to services that provide, such as schools, medical services and adult training. People's productivity is increased by their capacity to interact with productive technologies and other people. Leadership and organizational skills are particularly important in making other resources more valuable.
- (iv) *Physical capital* is the store of human-made material resources and comprises buildings such as housing and factories, market infrastructure, irrigation works, roads and bridges, tools and tractors, communications and energy and transportation systems, that make labour more productive.
- (v) *Financial capital* is more of an accounting concept, as it serves as a facilitating role rather than as a source of productivity in and of itself. It represents accumulated claims on goods and services, built up through financial systems that gather savings and issue credit such as pensions, remittances, welfare payments, grants and subsidies.

As agricultural systems shape the very assets on which they rely for inputs, a vital feedback loop occurs

from outcomes to inputs (Worster 1993). Thus, sustainable agricultural systems tend to have a positive effect on natural, social and human capital, while unsustainable ones feedback to deplete these assets, leaving fewer for future generations. For example, an agricultural system that erodes soil while producing food externalizes costs that others must bear. But one that sequesters carbon in soils through organic matter accumulation helps to mediate climate change. Similarly, a diverse agricultural system that enhances on-farm wildlife for pest control contributes to wider stocks of biodiversity, while simplified modernized systems that eliminate wildlife do not. Agricultural systems that offer labour-absorption opportunities, through resource improvements or value-added activities, can boost local economies and help to reverse rural-to-urban migration patterns (Carney 1998; Dasgupta 1998; Ellis 2000; Morison *et al.* 2005; Pretty *et al.* 2006).

Any activities that lead to improvements in these renewable capital assets thus make a contribution towards sustainability. However, agricultural sustainability does not require that all assets are improved at the same time. One agricultural system that contributes more to these capital assets than the other can be said to be more sustainable, but there may still be trade-offs with one asset increasing as the other falls. In practice, though, there are usually strong links between changes in natural, social and human capital (Pretty 2003), with agricultural systems having many potential effects on all three.

Agriculture is, therefore, fundamentally multifunctional. It jointly produces many unique non-food functions that cannot be produced by other economic sectors so efficiently. Clearly, a key policy challenge, for both industrialized and developing countries, is to find ways to maintain and enhance food production. But a key question is: can this be done while seeking to both improve the positive side effects and eliminate the negative ones? It will not be easy, as past agricultural development has tended to ignore both the multifunctionality of agriculture and the considerable external costs.

4. SIDE EFFECTS AND EXTERNALITIES

There are surprisingly few data on the environmental and health costs imposed by agriculture on other sectors and interests. Agriculture can negatively affect the environment through overuse of natural resources as inputs or their use as a sink for pollution. Such effects are called negative externalities because they are usually non-market effects and therefore their costs are not part of market prices. Negative externalities are one of the classic causes of market failure whereby the polluter does not pay the full costs of their actions, and therefore these costs are called external costs (Baumol & Oates 1988; Pretty *et al.* 2000, 2003a; Dobbs & Pretty 2004; Moss 2007).

Externalities in the agricultural sector have at least four features: (i) their costs are often neglected, (ii) they often occur with a time lag, (iii) they often damage groups whose interests are not well represented in political or decision-making processes, and (iv) the

identity of the source of the externality is not always known. For example, farmers generally have few incentives to prevent some pesticides escaping to water bodies, to the atmosphere and to nearby natural systems as they transfer the full cost of cleaning up the environmental consequences to society at large. In the same way, pesticide manufacturers do not pay the full cost of all their products, as they do not have to pay for any adverse side effects that may occur.

Partly as a result of lack of information, there is little agreement on the economic costs of externalities in agriculture. Some authors suggest that the current system of economic calculations grossly underestimates the current and future value of natural capital (Abramovitz 1997; Costanza *et al.* 1997; Daily 1997; MEA 2005). However, such valuation of ecosystem services remains controversial owing to methodological and measurement problems (Georgiou *et al.* 1998; Hanley *et al.* 1998; Carson 2000; Farrow *et al.* 2000; Pretty *et al.* 2003a) and the role monetary values have in influencing public opinions and policy decisions.

What has become clear in recent years is that the success of modern agriculture has masked some significant negative externalities, with environmental and health problems documented and recently costed for Ecuador, China, Germany, the Philippines, the UK and the USA (Pingali & Roger 1995; Crissman *et al.* 1998; Waibel *et al.* 1999; Pretty *et al.* 2000, 2001, 2003a, 2005; Cuyno *et al.* 2001; Norse *et al.* 2001; Buttel 2003; Tegtmeyer & Duffy 2004; Sherwood *et al.* 2005; Zhao *et al.* in press). These environmental costs begin to change conclusions about which agricultural systems are the most efficient and suggest that alternatives which reduce externalities should be sought.

Examples of costs in developing countries include that in the Philippines, where agricultural systems that do not use pesticides result in greater net social benefits owing to the reduction in illnesses among farmers and their families, and the associated treatment costs (Rola & Pingali 1993; Pingali & Roger 1995). In China, the externalities of pesticides used in rice systems cause \$1.4 billion of costs per year through health costs to people, and adverse effects on both on- and off-farm biodiversity (Norse *et al.* 2001). In Ecuador, annual mortality in the remote highlands due to pesticides is among the highest reported anywhere in the world at 21 people per 100 000 people, and so the economic benefits of integrated pest management (IPM)-based systems that eliminate these effects are increasingly beneficial (Sherwood *et al.* 2005). In the UK, agricultural externalities have been calculated to be some £1.5 billion per year in the late 1990s, a cost that is greater than net farm income (Pretty *et al.* 2000, 2001). These, though, are exceeded by the environmental costs of transporting food from farm to retail outlet to place of consumption—these 'food miles' in the UK result in a further £3.8 billion of environmental costs per year (Pretty *et al.* 2005).

These data suggest that all types of agricultural systems impose some kinds of costs on the environment. It is, therefore, impossible to draw a boundary between what is sustainable and what is not. If the external costs are high and can be reduced by the adoption of new practices and technologies, then this is

a move towards sustainability. Agricultural sustainability is thus partly a matter of judgement, which in turn depends on the comparators and baselines chosen. One system may be said to be more sustainable relative to another if its negative externalities are lower. Monetary criteria do, though, only capture some of the values of agricultural systems and the resources upon which they impinge (Carson 2000), and so choices may depend on wider questions about the sustainability of farm practices (on farm, in field) and the sustainability of whole landscapes (interactions between agricultural and wild habitats; Green *et al.* 2005; Shennan in press; Waage & Mumford in press; Wade *et al.* in press).

5. IMPROVING NATURAL CAPITAL FOR AGROECOSYSTEMS

Agricultural sustainability emphasizes the potential benefits that arise from making the best use of both genotypes of crops and animals and their agroecological management. Agricultural sustainability does not, therefore, mean ruling out any technologies or practices on ideological grounds (e.g. genetically modified or organic crops)—provided they improve biological and/or economic productivity for farmers and do not harm the environment (NRC 2000; Pretty 2001; Uphoff 2003; Nuffield Council on Bioethics 2004). Agricultural sustainability, therefore, emphasizes the potential dividends that can come from making the best use of the genotypes (G) of crops and animals (Dennis *et al.* 2007; Shennan in press; Witcombe *et al.* in press) and the ecological (Ec) conditions under which they are grown or raised. The outcome is a result of this G×Ec interaction (Khush *et al.* 1998). Agricultural sustainability suggests a focus on both genotype improvements through the full range of modern biological approaches, as well as improved understanding of the benefits of ecological and agronomic management, manipulation and redesign (Collard & Mackill 2007; Flint & Wooliams 2007; Thomson in press).

Agricultural systems, or agroecosystems, are amended ecosystems (Conway 1985; Gliessman 1998, 2005; Olsson & Folke 2001; Dalgaard *et al.* 2003; Odum & Barrett 2004; Swift *et al.* 2004) that have a variety of different properties (table 2). Modern agricultural systems have amended some of these properties to increase productivity. Sustainable agroecosystems, by contrast, have to seek to shift some of these properties towards natural systems without significantly trading off productivity. Modern agroecosystems have, for example, tended towards high through-flow systems, with energy supplied by fossil fuels directed out of the system (either deliberately for harvests or accidentally through side effects). For a transition towards sustainability, renewable sources of energy need to be maximized and some energy flows directed to fuel essential internal tropic interactions (e.g. to soil organic matter or to weeds for arable birds) so as to maintain other ecosystem functions (Rydberg & Jansén 2002; Champion *et al.* 2003; Haberl *et al.* 2004; Firbank *et al.* 2005, in press). All annual

Table 2. Properties of natural ecosystems compared with modern and sustainable agroecosystems. (Adapted from Gliessman (2005).)

property	natural ecosystem	modern agroecosystem	sustainable agroecosystem
productivity	medium	high	medium (possibly high)
species diversity	high	low	medium
functional diversity	high	low	medium-high
output stability	medium	low-medium	high
biomass accumulation	high	low	medium-high
nutrient recycling	closed	open	semi-closed
trophic relationships	complex	simple	intermediate
natural population regulation	high	low	medium-high
resilience	high	low	medium
dependence on external inputs	low	high	medium
human displacement of ecological processes	low	high	low-medium
sustainability	high	low	high

crops, though, are derived from opportunists and so their resource use is inherently different to perennials.

Modern agriculture has also come to rely heavily of nutrient inputs obtained from or driven by fossil fuel-based sources. Nutrients are also used inefficiently and together with certain products (e.g. ammonia, nitrate, methane, carbon dioxide) are lost to the environment. For sustainability, nutrient leaks need to be reduced to a minimum, recycling and feedback mechanisms introduced and strengthened, and nutrients and materials diverted to capital accumulation. Agroecosystems are considerably more simplified than natural ecosystems, and loss of biological diversity (to improve crop and livestock productivity) results in the loss of some ecosystem services, such as pest and disease control (Gallagher *et al.* 2005). For sustainability, biological diversity needs to be increased to recreate natural control and regulation functions and to manage pests and diseases rather than seeking to eliminate them. Mature ecosystems are now known to be not stable and unchanging, but in a state of dynamic equilibrium that buffers against large shocks and stresses. Modern agroecosystems have weak resilience, and for transitions towards sustainability need to focus on structures and functions that improve resilience (Holling *et al.* 1998; Folke *et al.* 2005; Shennan *in press*).^{Q10}

But converting an agroecosystem to a more sustainable design is complex, and generally requires a landscape or bioregional approach to restoration or management (Kloppenborg *et al.* 1996; Higgs 2003; Jordan 2003; Odum & Barrett 2004; Swift *et al.* 2004; Terwan *et al.* 2004). An agroecosystem is a bounded system designed to produce food and fibre, yet it is also part of a wider landscape at which scale a number of ecosystem functions are important (Gliessman 2005). For sustainability, interactions need to be developed between agroecosystems and whole landscapes of other farms and non-farmed or wild habitats (e.g. wetlands, woods, riverine habitats), as well as social systems of food procurement. Mosaic landscapes with a variety of farmed and non-farmed habitats are known to be good for birds as well as farms (Bignall & McCracken 1996; Shennan *et al.* 2005; Woodhouse *et al.* 2005; Wade *et al.* *in press*).

There are several types of resource-conserving technologies and practices that can be used to improve the stocks and use of natural capital in and around agroecosystems. These are:

- (i) *IPM*, which uses ecosystem resilience and diversity for pest, disease and weed control, and seeks only to use pesticides when other options are ineffective (e.g. Lewis *et al.* 1997; Gallagher *et al.* 2005; Herren *et al.* 2005; Hassanali *et al.* 2007; Bale *et al.* *in press*).
- (ii) *Integrated nutrient management*, which seeks both to balance the need to fix nitrogen within farm systems with the need to import inorganic and organic sources of nutrients and to reduce nutrient losses through erosion control (Crews & Peoples 2004; Leach *et al.* 2004; Goulding *et al.* 2007; Moss 2007).
- (iii) *Conservation tillage*, which reduces the amount of tillage, sometime to zero, so that soil can be conserved and available moisture used more efficiently (Petersen *et al.* 2000; Holland 2004; Hobbs *et al.* 2007).
- (iv) *Agroforestry*, which incorporates multifunctional trees into agricultural systems and collective management of nearby forest resources (Leakey *et al.* 2005).
- (v) *Aquaculture*, which incorporates fish, shrimps and other aquatic resources into farm systems, such as into irrigated rice fields and fish ponds, and so leads to increases in protein production (Bunting *in press*).
- (vi) *Water harvesting* in dryland areas, which means formerly abandoned and degraded lands can be cultivated, and additional crops can be grown on small patches of irrigated land owing to better rain water retention (Pretty 1995; Reij 1996), and improving water productivity of crops (Morison *et al.* 2007).
- (vii) *Livestock integration* into farming systems, such as dairy cattle, pigs and poultry, including using zero-grazing cut and carry systems (Altieri 1995; Wilkins 2007).

Many of these individual technologies are also multifunctional (Pretty 1995; Lewis *et al.* 1997). This

implies that their adoption should mean favourable changes in several components of the farming system at the same time. For example, hedgerows and alley crops encourage predators and act as windbreaks, thus reducing soil erosion. Legumes introduced into rotations fix nitrogen, and also act as a break crop to prevent carry-over of pests and diseases. Grass contour strips slow surface-water run-off, encourage percolation to groundwater and can be a source of fodder for livestock. Catch crops prevent soil erosion and leaching during critical periods, and can also be ploughed in as a green manure. The incorporation of green manures not only provides a readily available source of nutrients for the growing crop but also increases soil organic matter and hence water-retentive capacity, further reducing susceptibility to erosion.

Although many resource-conserving technologies and practices are currently being used, the total number of farmers using them worldwide is still relatively small. This is because their adoption is not a costless process for farmers. They cannot simply cut their existing use of fertilizer or pesticides and hope to maintain outputs, thus making operations more profitable. They also cannot simply introduce a new productive element into their farming systems and hope it would succeed. These transition costs arise for several reasons. Farmers must first invest in learning (Orr 1992; Röling & Wagemakers 1997; Bentley *et al.* 2003; Lieblin *et al.* 2004; Bawden 2005; Chambers 2005). As recent and current policies have tended to promote specialized, non-adaptive systems with a lower innovation capacity, farmers have to spend time learning about a greater diversity of practices and measures (Gallagher *et al.* 2005; Kesevan & Swaminathan *in press*). Lack of information and management skills is, therefore, a major barrier to the adoption of sustainable agriculture. During the transition period, farmers must experiment more and thus incur the costs of making mistakes as well as of acquiring new knowledge and information.

The on-farm biological processes that make sustainable agroecosystems productive also take time to become established (Firbank *et al.* *in press*; Kibblewhite *et al.* *in press*; Wade *et al.* *in press*). These include the rebuilding of depleted natural buffers of predator stocks and wild host plants; increasing the levels of nutrients; developing and exploiting microenvironments and positive interactions between them; and the establishment and growth of trees. These higher variable and capital investment costs must be incurred before returns increase. Examples include for labour in construction of soil and water conservation measures; planting of trees and hedgerows; pest and predator monitoring and management; fencing of paddocks; the establishment of zero-grazing units; and purchase of new technologies, such as manure storage equipment or global positioning systems for tractors.

It has also been argued that farmers adopting more sustainable agroecosystems are internalizing many of the agricultural externalities associated with intensive farming and hence could be compensated for effectively providing environmental goods and services. Providing such compensation or incentives would be likely to increase the adoption of resource conserving

technologies (Dobbs & Pretty 2004). Nonetheless, periods of lower yields seem to be more apparent during conversions of industrialized agroecosystems. There is growing evidence to suggest that most pre-industrial and modernized farming systems in developing countries can make rapid transitions to both sustainable and productive farming.

6. EFFECTS OF SUSTAINABLE AGRICULTURE ON YIELDS

One persistent question regarding the potential benefits of more sustainable agroecosystems centres on productivity trade-offs. If environmental goods and services are to be protected or improved, what then happens to productivity? If it falls, then more land will be required to produce the same amount of food, thus resulting in further losses of natural capital (Green *et al.* 2005). As indicated earlier, the challenge is to seek sustainable intensification of all resources in order to improve food production. In industrialized farming systems, this has proven impossible to do with organic production systems, as food productivity is lower for both crop and livestock systems (Lampkin & Padel 1994; Caporali *et al.* 2003). Nonetheless, there are now some 3 Mha of agricultural land in Europe managed with certified organic practices. Some have led to lower energy use (though lower yields too), others to better nutrient retention and some greater nutrient losses (Dalgaard *et al.* 1998, 2002; Løes & Øgaard 2003; Gosling & Shepherd 2004), and some to greater labour absorption (Morison *et al.* 2005; Pretty *et al.* 2006).

Many other farmers have adopted integrated farming practices, which represent a step or several steps towards sustainability. What has become increasingly clear is that many modern farming systems are wasteful, as integrated farmers have found they can cut down many purchased inputs without losing out on profitability (EA 2005). Some of these cuts in use are substantial, others are relatively small. By adopting better targeting and precision methods, there is less wastage and more benefit to the environment. They can then make greater cuts in input use once they substitute some regenerative technologies for external inputs, such as legumes for inorganic fertilizers or predators for pesticides. Finally, they can replace some or all external inputs entirely over time once they have learned their way into a new type of farming characterized by new goals and technologies (Pretty & Ward 2001).

However, it is in developing countries that some of the most significant progress towards sustainable agroecosystems has been made in the past decade (Uphoff 2002; McNeely & Scherr 2003; Pretty *et al.* 2003b). The largest study comprised the analysis of 286 projects in 57 countries (Pretty *et al.* 2006). This involved the use of both questionnaires and published reports by projects to assess changes over time. As in earlier research (Pretty *et al.* 2003b), data were triangulated from several sources and cross-checked by external reviewers and regional experts. The study involved analysis of projects sampled once in time ($n=218$) and those sampled twice over a 4-year period ($n=68$). Not all proposed cases were accepted for the dataset and rejections were based on a strict set of

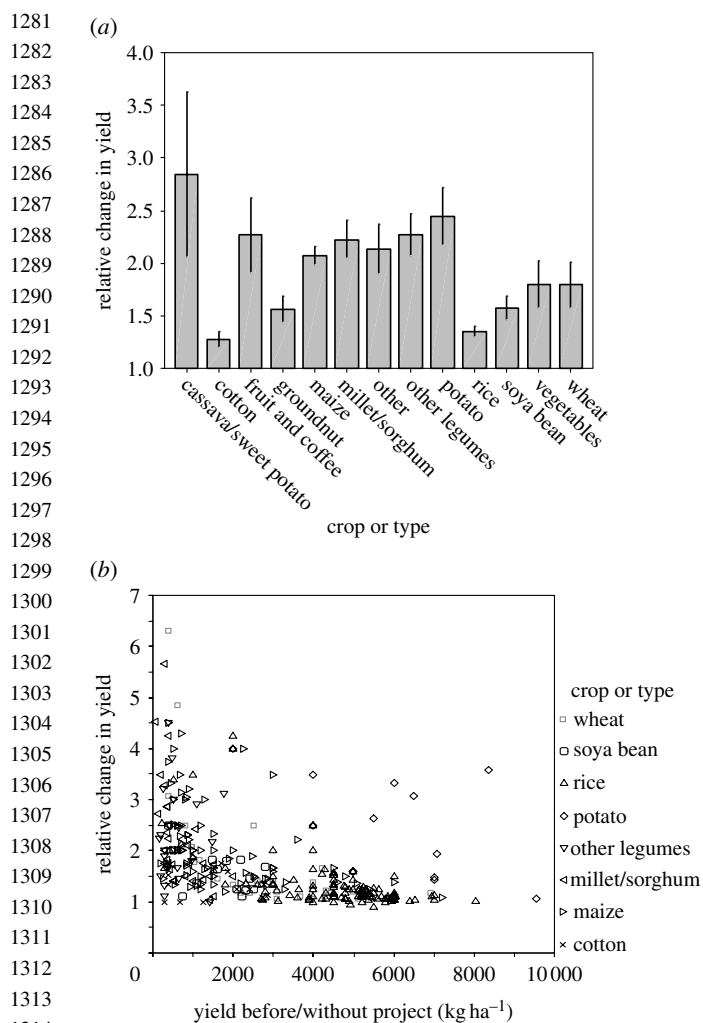


Figure 6. (a) Mean changes in crop yield after or with project, compared with before or without project. Vertical lines indicate \pm s.e.m. 'Other' group consists of sugar cane ($n=2$), quinoa (1), oats (2). (b) Relationship between relative changes in crop yield after (or with project) to yield before or (without project). Only field crops with $n>9$ shown.

assume that agriculture is not important for modernized economies (NRC 2000). But such a conclusion is a function of the fact that very few measures are being made of the positive side effects of agriculture (MEA 2005). In poor countries, where financial support is limited and markets weak, then people rely even more on the value they can derive from the natural environment and from working together to achieve collective outcomes.

7. EFFECTS OF SUSTAINABLE AGRICULTURE ON PESTICIDE USE AND YIELDS

Recent IPM programmes, particularly in developing countries, are beginning to show how pesticide use can be reduced and pest management practices can be modified without yield penalties (Brethour & Weerskink 2001; Wilson & Tisdell 2001; Gallagher *et al.* 2005; Herren *et al.* 2005; Pretty & Waibel 2005; Hassanali *et al.* 2007). In principle, there are four possible trajectories of impact if IPM is introduced:

- (i) pesticide use and yields increase (A),
- (ii) pesticide use increases, but yields decline (B),

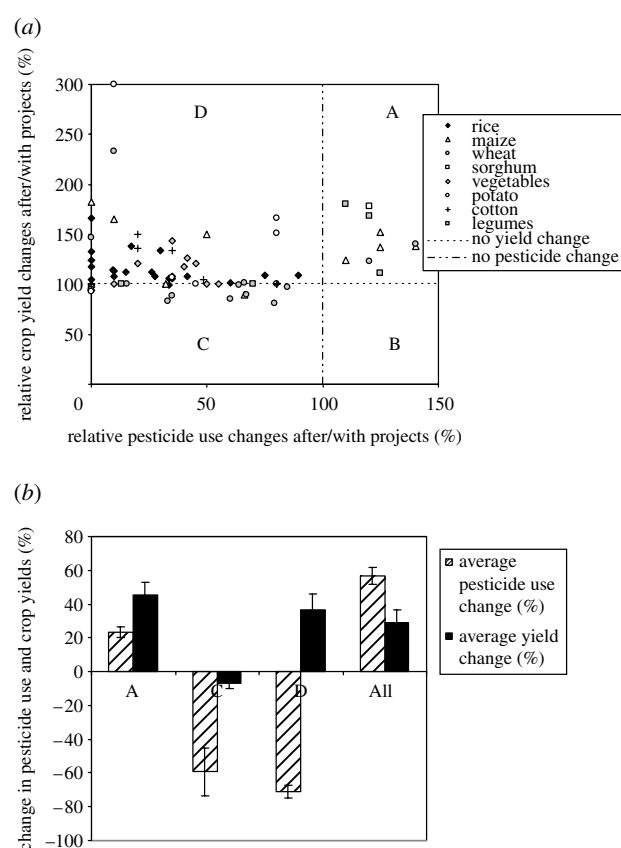


Figure 7. (a) Association between pesticide use and crop yields (data from 80 crop combinations, 62 projects, 26 countries). (b) Changes in pesticide use and yields in 62 projects (A: $n=10$; C: $n=5$; D: $n=47$).

- (iii) both pesticide use and yields fall (C) and
- (iv) pesticide use declines, but yields increase (D).

The assumption in modern agriculture is that pesticide use and yields are positively correlated. For IPM, the trajectory moving into sector A is therefore unlikely but not impossible, for example in low-input systems. What is expected is a move into sector C. While a change into sector B would be against economic rationale, farmers are unlikely to adopt IPM if their profits would be lowered. A shift into sector D would indicate that current pesticide use has negative yield effects or that the amount saved from pesticides is reallocated to other yield-increasing inputs. This could be possible with excessive use of herbicides or when pesticides cause outbreaks of secondary pests, such as observed with the brown plant hopper in rice (Kenmore *et al.* 1984).

Figure 7a,b shows data from 62 IPM initiatives in 26 developing and industrialized countries (Australia, Bangladesh, China, Cuba, Ecuador, Egypt, Germany, Honduras, India, Indonesia, Japan, Kenya, Laos, Nepal, Netherlands, Pakistan, Philippines, Senegal, Sri Lanka, Switzerland, Tanzania, Thailand, UK, USA, Vietnam and Zimbabwe; Pretty & Waibel 2005). The 62 IPM initiatives have some 5.4 million farm households on 25.3 Mha. The evidence on pesticide use is derived from data on both the number of sprays per hectare and the amount of active ingredient used per hectare. This analysis does not include recent evidence on the effect of some genetically modified crops, some of which result in

1409 reductions in the use of herbicides (Champion *et al.*
1410 2003) and pesticides (Nuffield Council on Bioethics
1411 2004), and some of which have led to increases
1412 (Benbrook 2003).

1413 There is only one sector B case reported in recent
1414 literature (Feder *et al.* 2004). Such a case has recently
1415 been reported from Java for rice farmers. The cases in
1416 sector C, where yields fall slightly while pesticide use
1417 falls dramatically, are mainly cereal-farming systems in
1418 Europe, where yields typically fall to some 80% of
1419 current levels while pesticide use is reduced to 10–90%
1420 of current levels (Röling & Wagemakers 1997; Pretty
1421 1998). Sector A contains 10 projects where total
1422 pesticide use has indeed increased in the course of
1423 IPM introduction. These are mainly in zero-tillage and
1424 conservation agriculture systems, where reduced tillage
1425 creates substantial benefits for soil health and reduced
1426 off-site pollution and flooding costs. These systems
1427 usually require increased use of herbicides for weed
1428 control (de Freitas 1999), though there are some
1429 examples of organic zero-tillage systems (Petersen
1430 *et al.* 2000). Over 60% of the projects are in category
1431 D where pesticide use declines and yields increase.
1432 While pesticide reduction is to be expected, as farmers
1433 substitute pesticides by information, yield increase
1434 induced by IPM is a more complex issue. It is probable,
1435 for example, that farmers who receive good quality field
1436 training will not only improve their pest management
1437 skills but also become more efficient in other agronomic
1438 practices such as water, soil and nutrient management.
1439 They can also invest some of the cash saved from
1440 pesticides in other inputs such as higher quality seeds
1441 and inorganic fertilizers.

1442 8. EFFECTS ON CARBON BALANCES

1443 The 1997 Kyoto Protocol to the UN Framework
1444 Convention on Climate Change established an inter-
1445 national policy context for the reduction of carbon
1446 emissions and increases in carbon sinks in order to
1447 address the global challenge of anthropogenic
1448 interference with the climate system. It is clear that
1449 both emission reductions and sink growth will be
1450 necessary for mitigation of current climate change
1451 trends (Watson *et al.* 2000; IPCC 2001; Royal Society
1452 2001; Swingland 2003; Oelbermann *et al.* 2004; Hobbs
1453 *et al.* 2007; Lal *in press*; Smith *et al.* *in press*). A source is
1454 any process or activity that releases a greenhouse gas, or
1455 aerosol or a precursor of a greenhouse gas into the
1456 atmosphere, whereas a sink is such mechanism that
1457 removes these from the atmosphere. Carbon sequestra-
1458 tion is defined as the capture and secure storage of
1459 carbon that would otherwise be emitted to or remain in
1460 the atmosphere. Agricultural systems emit carbon
1461 through the direct use of fossil fuels in food production,
1462 the indirect use of embodied energy in inputs that are
1463 energy intensive to manufacture, and the cultivation of
1464 soils and/or soil erosion resulting in the loss of soil
1465 organic matter. Agriculture also contributes to climate
1466 change through the emissions of methane from irrigated
1467 rice systems and ruminant livestock. The direct effects
1468 of land use and land-use change (including forest loss)
1469 have led to a net emission of 1.7 Gt C yr⁻¹ in the 1980s

1473 Table 4. Mechanisms for increasing carbon sinks and
1474 reducing CO₂ and other greenhouse gas emissions in
1475 agricultural systems. (Adapted from Pretty *et al.* (2002) and
1476 Smith *et al.* (*in press*).)

<i>Mechanism A. Increase carbon sinks in soil organic matter and above-ground biomass</i>	1477
replace inversion ploughing with conservation- and zero-tillage systems	1478
adopt mixed rotations with cover crops and green manures to increase biomass additions to soil	1479
adopt agroforestry in cropping systems to increase above-ground standing biomass	1480
minimize summer fallows and periods with no ground cover to maintain soil organic matter stocks	1481
use soil conservation measures to avoid soil erosion and loss of soil organic matter	1482
apply composts and manures to increase soil organic matter stocks	1483
improve pasture/rangelands through grazing, vegetation and fire management both to reduce degradation and increase soil organic matter	1484
cultivate perennial grasses (60–80% of biomass below ground) rather than annuals (20% below ground)	1485
restore and protect agricultural wetlands	1486
convert marginal agricultural land to woodlands to increase standing biomass of carbon	1487
<i>Mechanism B. Reduce direct and indirect energy use to avoid greenhouse gas emissions (CO₂, CH₄ and N₂O)</i>	1488
conserve fuel and reduce machinery use to avoid fossil fuel consumption	1489
use conservation- or zero-tillage to reduce CO ₂ emissions from soils	1490
adopt grass-based grazing systems to reduce methane emissions from ruminant livestock	1491
use composting to reduce manure methane emissions	1492
substitute biofuel for fossil fuel consumption	1493
reduce the use of inorganic N fertilizers (as manufacturing is highly energy intensive), and adopt targeted- and slow-release fertilizers	1494
use IPM to reduce pesticide use (avoid indirect energy consumption)	1495
<i>Mechanism C. Increase biomass-based renewable energy production to avoid carbon emissions</i>	1496
cultivate annual crops for biofuel production such as ethanol from maize and sugar cane	1497
cultivate annual and perennial crops, such as grasses and coppiced trees, for combustion and electricity generation, with crops replanted each cycle for continued energy production	1498
use biogas digesters to produce methane, so substituting for fossil fuel sources	1499
use improved cookstoves to increase efficiency of biomass fuels	1500
and 1.6 Gt C yr ⁻¹ in the 1990s (Watson <i>et al.</i> 2000; Bellamy <i>et al.</i> 2005).	1501
On the other hand, agriculture is also an accumulator of carbon when organic matter is accumulated in the soil, and when above-ground biomass acts either as a permanent sink or is used as an energy source that substitutes for fossil fuels and thus avoids carbon emissions. There are 3 main mechanisms and 21 technical options (table 4) by which positive actions can be taken by farmers by:	1502
(i) increasing carbon sinks in soil organic matter and above-ground biomass,	1503

1537 Table 5. Summary of potential carbon sequestered in soils and above-ground biomass in the 286 projects. (*Note.* \pm s.e. in 1601
1538 brackets.) 1602

1539	1603	1604	1605	1606
1540	1604	1605	1606	1607
1541	1608	1609	1610	1611
1542	1612	1613	1614	1615
1543	1616	1617	1618	1619
1544	1620	1621	1622	1623
1545	1624	1625	1626	1627
1546	1628	1629	1630	1631
1547	1632	1633	1634	1635
1548	1636	1637	1638	1639
1549	1640	1641	1642	1643
1550	1644	1645	1646	1647
1551	1648	1649	1650	1651
1552	1652	1653	1654	1655
1553	1656	1657	1658	1659
1554	1660	1661	1662	1663
1555	1664	1665	1666	1667
1556	1668	1669	1670	1671
1557	1672	1673	1674	1675
1558	1676	1677	1678	1679
1559	1680	1681	1682	1683
1560	1684	1685	1686	1687
1561	1688	1689	1690	1691
1562	1692	1693	1694	1695
1563	1696	1697	1698	1699
1564	1700	1701	1702	1703
1565	1704	1705	1706	1707
1566	1708	1709	1710	1711
1567	1712	1713	1714	1715
1568	1716	1717	1718	1719
1569	1720	1721	1722	1723
1570	1724	1725	1726	1727
1571	1728	1729	1730	1731
1572	1732	1733	1734	1735
1573	1736	1737	1738	1739
1574	1740	1741	1742	1743
1575	1744	1745	1746	1747
1576	1748	1749	1750	1751
1577	1752	1753	1754	1755
1578	1756	1757	1758	1759
1579	1760	1761	1762	1763
1580	1764	1765	1766	1767
1581	1768	1769	1770	1771
1582	1772	1773	1774	1775
1583	1776	1777	1778	1779
1584	1780	1781	1782	1783
1585	1784	1785	1786	1787
1586	1788	1789	1790	1791
1587	1792	1793	1794	1795
1588	1796	1797	1798	1799
1589	1800	1801	1802	1803
1590	1804	1805	1806	1807
1591	1808	1809	1810	1811
1592	1812	1813	1814	1815
1593	1816	1817	1818	1819
1594	1820	1821	1822	1823
1595	1824	1825	1826	1827
1596	1828	1829	1830	1831
1597	1832	1833	1834	1835
1598	1836	1837	1838	1839
1599	1840	1841	1842	1843
1600	1844	1845	1846	1847
1541	FAO farm system category	carbon sequestered per hectare (t C ha ⁻¹ yr ⁻¹)	total carbon sequestered (Mt C yr ⁻¹)	carbon sequestered per household (t C yr ⁻¹)
1543	smallholder irrigated	0.15 (\pm 0.012)	0.011	0.06
1544	wetland rice	0.34 (\pm 0.035)	2.53	0.29
1545	smallholder rainfed humid	0.46 (\pm 0.034)	0.34	0.20
1546	smallholder rainfed highland	0.36 (\pm 0.022)	0.23	0.56
1547	smallholder rainfed dry/cold	0.26 (\pm 0.035)	0.20	0.32
1548	dualistic mixed	0.32 (\pm 0.023)	8.03	14.95
1549	coastal artisanal	0.20 (\pm 0.001)	0.032	0.15
1550	urban-based and kitchen garden	0.24 (\pm 0.061)	0.015	0.07
1550	total	0.35 (\pm 0.016)	11.38	0.91

- 1552 (ii) avoiding carbon dioxide or other greenhouse gas 1616
1553 emissions from farms by reducing direct and 1617
1554 indirect energy use, and 1618
1555 (iii) increasing renewable energy production from 1619
1556 biomass that either substitutes for consumption 1620
1557 of fossil fuels or replacing inefficient burning of 1621
1558 fuelwood or crop residues, and so avoids carbon 1622
1559 emissions. 1623
1560 1624
1561 1625
1562 1626
1563 1627
1564 1628
1565 1629
1566 1630
1567 1631
1568 1632
1569 1633
1570 1634
1571 1635
1572 1636
1573 1637
1574 1638
1575 1639
1576 1640
1577 1641
1578 1642
1579 1643
1580 1644
1581 1645
1582 1646
1583 1647
1584 1648
1585 1649
1586 1650
1587 1651
1588 1652
1589 1653
1590 1654
1591 1655
1592 1656
1593 1657
1594 1658
1595 1659
1596 1660
1597 1661
1598 1662
1599 1663
1600 1664

The potential annual contributions being made in the 286 projects (Pretty *et al.* 2006) to carbon sink increases in soils and trees were calculated, using an established methodology (Pretty *et al.* 2002; table 5). As the focus is on what sustainable methods can do to increase quantities of soil and above-ground carbon, no account was taken of existing stocks of carbon. Soil carbon sequestration is corrected for climate, as rates are higher in humid when compared with dry zones and generally higher in temperate than tropical areas.

These projects were potentially sequestering 11.4 Mt C yr⁻¹ on 37 Mha. The average gain was 0.35 t C ha⁻¹ yr⁻¹, with an average per household gain of 0.91 t C yr⁻¹. The per hectare gains vary from 0.15 t C ha⁻¹ yr⁻¹ for smallholder irrigated systems (category 1) to 0.46 t C ha⁻¹ yr⁻¹ for category three systems. For most systems, per households gains were in the range 0.05–0.5 t C yr⁻¹, with the much larger farms of southern Latin America using zero-tillage and conservation agriculture achieving the most at 14.9 t C yr⁻¹ (Hobbs *et al.* 2007). Such gains in carbon may offer new opportunities for income generation under carbon trading schemes (Swingland 2003).

9. THE WIDER POLICY CONTEXT

Three things are now clear from evidence on the recent spread of agricultural sustainability:

- (i) Many technologies and social processes for local scale adoption of more sustainable agricultural systems are increasingly well tested and established,
(ii) The social and institutional conditions for spread are less well understood, but have been established in several contexts, leading to more rapid spread during the 1990s–early 2000s, and
(iii) The political conditions for the emergence of supportive policies are the least well established, with only a few examples of positive progress.

As indicated above, agricultural sustainability can contribute to increased food production, as well as makes a positive impact on environmental goods and services. Clearly, much can be done with existing resources, but a wider transition towards a more sustainable agriculture will not occur without some external support and money. There are always transition costs in developing new or adapting old technologies, in learning to work together and in breaking free from existing patterns of thought and practice. It also costs time and money to rebuild depleted natural and social capital.

Most agricultural sustainability improvements occurring in the 1990s and early 2000s appear to have arisen despite existing national and institutional policies, rather than owing to them (Dasgupta 1998). Although almost every country would now say it supports the idea of agricultural sustainability, the evidence points towards only patchy reforms. Only three countries have given explicit national support for sustainable agriculture: Cuba has a national policy for alternative agriculture; Switzerland has three tiers of support to encourage environmental services from agriculture and rural development; and Bhutan has a national environmental policy coordinated across all sectors (Funes *et al.* 2002; Pretty 2002; Herzog *et al.* 2005; Zhao *et al.* in press).

Several countries have given subregional support to agricultural sustainability, such as the states of Santa Caterina, Paraná and Rio Grande do Sul in southern Brazil supporting zero-tillage, catchment management and rural agribusiness development and some states in India supporting participatory watershed and irrigation management. A larger number of countries have reformed parts of agricultural policies, such as China's support for integrated ecological demonstration villages, Kenya's catchment approach to soil conservation, Indonesia's ban on pesticides and programme for farmer field schools, Bolivia's regional integration of agricultural and rural policies, Sweden's support for organic agriculture, Burkina Faso's land policy and Sri Lanka and the Philippines' stipulation that water users' groups be formed to manage irrigation systems. In Europe and North America, a number of agri-environmental schemes have been implemented in the past decade (Dobbs & Pretty 2004), though their success has been patchy (Kleijn *et al.* 2001; Marggraf 2003; Carey *et al.* 2005; Feehan *et al.* 2005; Herzog *et al.* 2005; Meyer-Aurich 2005).

1665 A good example of a carefully designed and
 1666 integrated programme comes from China (Li Wenhua Q14
 1667 2001). In March 1994, the government published a
 1668 White Paper to set out its plan for implementation of
 1669 Agenda 21 and put forward ecological farming, known
 1670 as *Shengtai Nongye* or agroecological engineering, as the
 1671 approach to achieve sustainability in agriculture. Pilot
 1672 projects have been established in 2000 townships and
 1673 villages spread across 150 counties. Policy for these 'eco-
 1674 counties' is organized through a cross-ministry partner-
 1675 ship, which uses a variety of incentives to encourage
 1676 adoption of diverse production systems to replace
 1677 monocultures. These include subsidies and loans,
 1678 technical assistance, tax exemptions and deductions,
 1679 security of land tenure, marketing services and linkages
 1680 to research organizations. These eco-counties contain
 1681 some 12 Mha of land, approximately half of which is
 1682 cropland, and though only covering a relatively small
 1683 part of China's total agricultural land, do illustrate what
 1684 is possible when policy is appropriately coordinated.

1685 Many countries now have national policies that now
 1686 advocate export-led agricultural development. Access to
 1687 international markets is clearly important for poorer
 1688 countries, and successful competition for market share
 1689 can be a very significant source of foreign exchange.
 1690 However, this approach has some drawbacks: (i) poor
 1691 countries are in competition with one another for market
 1692 share, and so there is likely to be a downward pressure
 1693 on prices, which reduces returns over time unless
 1694 productivity continues to increase, (ii) markets for
 1695 agri-food products are fickle, and can be rapidly
 1696 undermined by alternative products or threats (e.g.
 1697 avian bird flu and the collapse of the Thai poultry
 1698 sector), (iii) distant markets are less sensitive to the
 1699 potential negative externalities of agricultural pro-
 1700 duction and are rarely pro-poor (with the exception of
 1701 fair-trade products and efforts by some food companies;
 1702 Smith in press), and (iv) smallholders have many
 1703 difficulties in accessing international markets and
 1704 market information.

1705 More importantly, an export-led approach can seem
 1706 to ignore the in-country opportunities for agricultural
 1707 development focused on local and regional markets.
 1708 Agricultural policies with both sustainability and poverty
 1709 reduction aims should adopt a multi-track approach that
 1710 emphasizes five components: (i) small farmer develop-
 1711 ment linked to local markets, (ii) agri-business develop-
 1712 ment—both small businesses and export-led, (iii) agro-
 1713 processing and value-added activities to ensure that
 1714 returns are maximized in-country, (iv) urban agricul-
 1715 ture, as many urban people rely on small-scale urban
 1716 food production that rarely appears in national statistics,
 1717 and (v) livestock development to meet local increases in
 1718 demand for meat (predicted to increase as economies Q15
 1719 become richer). In industrialized countries, however, it
 1720 is perverse subsidies that still promote harm to the
 1721 environment (Myers & Kent 2003), though agricultural
 1722 reforms are now putting into place systems that pay for
 1723 the provision of environmental services and the
 1724 development of multifunctional agriculture (Kenkel &
 1725 Manning 1999; Terwan *et al.* 2004; Shennan *et al.* 2005;
 1726 Scherr & McNeely 2007; Kesevan & Swaminathan in
 1727 press; Shennan in press).

1729 Like all major changes, transitions towards sustain-
 1730 ability can also provoke secondary problems. For
 1731 example, building a road near a forest can not only
 1732 help farmers reach food markets, but also aid illegal
 1733 timber extraction. If land has to be closed off to grazing
 1734 for rehabilitation, then people with no other source of
 1735 feed may have to sell their livestock; and if cropping
 1736 intensity increases or new lands are taken into
 1737 cultivation, then the burden of increased workloads
 1738 may fall particularly on women. Producers of current
 1739 agrochemical products are likely to suffer market losses
 1740 from a more limited role for their products. The increase
 1741 in assets that could come from sustainable livelihoods
 1742 based on sustainable agriculture may simply increase the
 1743 incentives for more powerful interests to take over. In
 1744 addition, with benefits weighted towards the future
 1745 while requiring current costs, this may leave poor
 1746 farmers unable to adopt novel technologies, while richer
 1747 farmers in industrialized countries are being paid to
 1748 make the changes (Lee 2005; Tripp in press).

1749 New winners and losers will emerge with the
 1750 widespread adoption of sustainable agriculture. A
 1751 differentiated approach for agricultural policies will
 1752 thus become increasingly necessary if agroecosystems
 1753 are to become more productive while reducing negative
 1754 impacts on the environment, thus improving efficiency
 1755 (Dobbs & Pretty 2004; Lee 2005; Wilkins 2007). This
 1756 will require wider attention to exchange rate policies,
 1757 trade reforms, domestic agricultural prices, input
 1758 subsidies, labour market reforms, education and invest-
 1759 ment in schools, rural infrastructure, secure property
 1760 rights to water and land, development of institutions for
 1761 resource management and substantial investments in
 1762 agricultural research and extension. At the same time,
 1763 the environmental costs of transporting food are
 1764 increasing, and in some countries are greater than the
 1765 costs arising from food production on farms, suggesting
 1766 that sustainability priorities need to be set for whole food
 1767 chains (Pretty *et al.* 2005; Smith in press).

1768 In this context, it is unclear whether progress towards
 1769 more sustainable agricultural systems will result in
 1770 enough food to meet the current food needs in
 1771 developing countries, let alone the future needs after
 1772 continued population growth (and changed consump-
 1773 tion patterns) and adoption of more urban and meat-
 1774 rich diets (Popkin 1998). But what is occurring should
 1775 be cause for cautious optimism, particularly as evidence
 1776 indicates that productivity can grow over time if natural,
 1777 social and human assets are accumulated.

10. UNCITED REFERENCES

Kiljonen & Rikkonen (2004) and Day *et al.* (2007).

REFERENCES

- Abramovitz, J. 1997 Valuing nature's services. In *State of the world* (eds L. Brown, C. Flavin & H. French). Washington, DC: Worldwatch Institute.
- Altieri, M. A. 1995 *Agroecology: the science of sustainable agriculture*. Boulder, CO: Westview Press.
- Avery, D. 1995 *Saving the planet with pesticides and plastic*. Indianapolis, IN: The Hudson Institute.

- 1793 Bale, J. S., van Lenteren, J. C. & Bigler, F. In press.
1794 Biological control and sustainable food production. *Phil.*
1795 *Trans. R. Soc. B.*
- 1796 Balfour, E. B. 1943 *The living soil*. London, UK: Faber and
1797 Faber.
- 1798 Baumol, W. J. & Oates, W. E. 1988 *The theory of environmental*
1799 *policy*. Cambridge, UK: Cambridge University Press.
- 1800 Bawden, R. 2005 The Hawkesbury experience: tales from a
1801 road less travelled. In *The earthscan reader in sustainable*
1802 *agriculture* (ed. J. Pretty). London, UK: Earthscan.
- 1803 Bellamy, P. H., Loveland, P. J., Bradley, R. I., Lark, R. M. &
1804 Kirk, G. J. D. 2005 Carbon losses from all soils across
1805 England and Wales 1978–2003. *Nature* **437**, 245–248.
(doi:10.1038/nature04038)
- 1806 Benbrook, C. M. 2003 *Impacts of genetically engineered crops on*
1807 *pesticide use in the United States: the first eight years*. Ames, IA:
1808 Northwest Science and Environmental Policy Center.
- 1809 Bentley, J. W., Boa, E., van Mele, P., Almanza, J., Vasquez, D.
1810 & Eguino, S. 2003 Going public: a new extension method.
1811 *Int. J. Agric. Sustainability* **2**, 108–123.
- 1812 Benton, T. 1998 Sustainable development and the accumu-
1813 lation of capital: reconciling the irreconcilable? In *Fairness*
1814 *and futurity* (ed. A. Dobson). OXFORD, UK: Oxford
1815 University Press.
- 1816 Bignall, E. M. & McCracken, D. I. 1996 Low intensity farming
1817 systems in the conservation of the countryside. *J. Appl. Ecol.*
1818 **33**, 416–424.
- 1819 Brethour, C. & Weersink, A. 2001 An economic evaluation of
1820 the environmental benefits from pesticide reduction. *Agric.*
1821 *Econ.* **25**, 219–226. (doi:10.1111/j.1574-0862.2001.tb00
202.x)
- 1822 Bunch, R. & Lopez, G. 1999 Soil recuperation in Central
1823 America. In *Fertile ground: the impact of participatory*
1824 *watershed management* (eds F. Hinchcliffe, J. Thompson,
1825 J. N. Pretty, I. Guijt & P. Shah), pp. 32–41. London, UK:
1826 Intermediate Technology Publications.
- 1827 Bunting, S. W. In press. Confronting the realities of wastewater
1828 aquaculture in peri-urban Kolkata with bioeconomic
1829 modelling. *Water Res.*
- 1830 Buttel, F. H. 2003 Internalising the societal costs of
1831 agricultural production. *Plant Physiol.* **133**, 1656–1665.
(doi:10.1104/pp.103.030312)
- 1832 Byerlee, D. 1998 Knowledge-intensive crop management
1833 technologies: concepts, impacts and prospects in Asian
1834 agriculture. In *Impacts of rice research* (eds P. Pingali &
1835 M. Hossain). Manila, The Philippines: IRRI.
- 1836 Caporali, F., Mancinelli, R. & Campiglia, E. 2003 Indicators
1837 of cropping system diversity in organic and conventional
1838 farms in central Italy. *Int. J. Agric. Sustainability* **1**, 67–72.
- 1839 Carey, P., Manchester, S. J. & Firbank, L. G. 2005
1840 Performance of two agri-environment schemes in England:
1841 a comparison of ecological and multi-disciplinary evalua-
1842 tions. *Agric. Ecosyst. Environ.* **108**, 178–188. (doi:10.1016/
1843 j.agee.2005.02.002)
- 1844 Carney, D. 1998 *Sustainable rural livelihoods*. London, UK:
1845 Department for International Development.
- 1846 Carson, R. T. 2000 Contingent valuation: a user's guide.
1847 *Environ. Sci. Technol.* **34**, 1413–1418. (doi:10.1021/
1848 es990728j)
- 1849 Cassman, K. G., Doberman, A. & Walters, D. T. 2002
1850 Agroecosystems, nitrogen use efficiency and nitrogen
1851 management. *Ambio* **31**, 132–140. (doi:10.1639/0044-
1852 7447(2002)031[0132:ANUEAN]2.0.CO;2)
- 1853 Cato, M. P. 1979 In *Di Agri Cultura* (ed. W. D. Hooper).
1854 Cambridge, MA: Harvard University Press. (revised
1855 H. B. Ash)
- 1856 Chambers, R. 2005 *Ideas for development*. London, UK:
Earthscan.
- Chambers, R., Pacey, A. & Thrupp, L. A. (eds) 1989 *Farmer*
first: farmer innovation and agricultural research. London,
UK: Intermediate Technology Publications.
- Champion, G. T. *et al.* 2003 Crop management and
agronomic context of the farm scale evaluations of
genetically modified herbicide-tolerant crops. *Phil. Trans.*
R. Soc. B **358**, 1801–1818. (doi:10.1098/rstb.2003.1405)
- Clements, D. & Shrestha, A. 2004 *New dimensions in*
agroecology. Binghamton, NY: Food Products Press.
- Coleman, J. 1988 Social capital and the creation of human
capital. *Am. J. Sociol.* **94**(Suppl.), S95–S120.
- Collard, B. C. Y. & Mackill, D. J. 2007 Marker-assisted
selection: an approach for precision plant breeding in the
twenty-first century. *Phil. Trans. R. Soc. B* **363**. (doi:10.
1098/rstb.2007.2170)
- Conway, G. 1985 Agroecosystem analysis. *Agric. Admin.* **20**,
31–55. (doi:10.1016/0309-586X(85)90064-0)
- Conway, G. R. 1997 *The doubly green revolution*. London, UK:
Penguin.
- Conway, G. R. & Pretty, J. N. 1991 *Unwelcome harvest:*
agriculture and pollution. London, UK: Earthscan.
- Costanza, R. *et al.* 1997 The value of the world's ecosystem
services and natural capital. *Nature* **387**, 253–260. (doi:10.
1038/387253a0)
- Cox, T. S., Picone, C. & Jackson, W. 2004 Research priorities
in natural systems agriculture. In *New dimensions in*
agroecology (eds D. Clements & A. Shrestha). Bingham-
ton, NY: Food Products Press.
- Cramb, R. A. & Culasero, Z. 2003 Landcare and livelihoods:
the promotion and adoption of conservation farming
systems in The Philippine uplands. *Int. J. Agric. Sustain-*
ability **1**, 141–154.
- Crews, T. E. & Peoples, M. B. 2004 Legume versus fertilizer
sources of nitrogen: ecological tradeoffs and human needs.
Agric. Ecosyst. Environ. **102**, 279–297. (doi:10.1016/j.agee.
2003.09.018)
- Crissman, C. C., Antle, J. M. & Capalbo, S. M. (eds) 1998
Economic, environmental and health tradeoffs in agriculture:
pesticides and the sustainability of Andean potato production.
Lima, Peru: CIP; Boston, MA: Kluwer Academic.
- Cuyno, L. C. M., Norton, G. W. & Rola, A. 2001 Economic
analysis of environmental benefits of integrated pest
management. A Philippine case study. *Agric. Econ.* **25**,
227–233. (doi:10.1111/j.1574-0862.2001.tb00203.x)
- Daily, G. (ed) 1997 *Nature's services: societal dependence on*
natural ecosystems. Washington, DC: Island Press.
- Dalgaard, T., Halberg, N. & Kristensen, I. S. 1998 Can organic
farming help to reduce N-losses? *Nutr. Recycl. Agroecosyst.*
52, 277–287. (doi:10.1023/A:1009790722044)
- Dalgaard, T., Heidmann, T. & Mogensen, L. 2002 Potential
N-losses in three scenarios for conversion to organic
farming in a local area of Denmark. *Eur. J. Agron.* **16**,
207–217. (doi:10.1016/S1161-0301(01)00129-0)
- Dalgaard, T., Hutchings, N. J. & Porter, J. R. 2003
Agroecology, scaling and interdisciplinarity. *Agric.*
Ecosyst. Environ. **100**, 39–51. (doi:10.1016/S0167-8809
(03)00152-X)
- Dasgupta, P. 1998 The economics of food. In *Feeding the world*
population of more than eight billion people (eds J. C. Waterlow,
D. G. Armstrong, L. Fowden & R. Riley). New York, NY;
Oxford, UK: Oxford University Press.
- Day, W., Audsley, E. & Frost, A. R. 2007 An engineering
approach to modelling, decision support and control for
sustainable systems. *Phil. Trans. R. Soc. B* **363**. (doi:10.
1098/rstb.2007.2168)
- Delgado, C., Rosegrant, M., Steinfeld, H., Ehui, S. &
Courbois, C. 1999 *Livestock to 2020: the next food revolution.*
IFPRI brief 61. Washington, DC: International Food Policy
Research Institute.

- de Freitas, H. 1999 Transforming microcatchments in Santa Caterina, Brazil. In *Fertile ground: the impacts of participatory watershed development* (eds F. Hinchcliffe, J. Thompson, J. Pretty, I. Guijt & P. Shah). London, UK: Intermediate Technology Publications.
- Dennis, E. S., Ellis, J., Green, A., Llewellyn, D., Morell, M., Tabe, L. & Peacock, W. J. 2007 Genetic contributions to agricultural sustainability. *Phil. Trans. R. Soc. B* **363**. (doi:10.1098/rstb.2007.2172)
- Dixon, J., Gulliver, A. & Gibbon, D. 2001 *Farming systems and poverty*. Rome, Italy: FAO.
- Dobbs, T. & Pretty, J. N. 2004 Agri-environmental stewardship schemes and 'multifunctionality'. *Rev. Agric. Econ.* **26**, 220–237. (doi:10.1111/j.1467-9353.2004.00172.x)
- Ellis, F. 2000 *Rural livelihoods and diversity in developing countries*. Oxford, UK: Oxford University Press.
- Environment Agency (EA) 2005 *Assessment of win-win case studies of resource management in agriculture*. Bristol, UK: EA and English Nature.
- EPA 2001 *Pesticide industry sales and usage, 1998 and 1999 market estimates*. Washington, DC: Environmental Protection Agency.
- Eurodiet 2001 The Eurodiet reports and proceedings. *Publ. Health Nutr.* **4.2**, 265–436. Special issue
- FAO 2005 *FAOSTAT database*. Rome, Italy: FAO.
- Farrow, R. S., Goldberg, C. B. & Small, M. J. 2000 Economic valuation of the environment: a special issue. *Environ. Sci. Technol.* **34**, 1381–1383. (doi:10.1021/es000944o)
- Feder, G., Murgai, R. & Quizon, J. B. 2004 Sending farmers back to school: the impact of farmer field schools in Indonesia. *Rev. Agric. Econ.* **26**, 45–62. (doi:10.1111/j.1467-9353.2003.00161.x)
- Feehan, J., Gillmor, D. A. & Culleton, N. 2005 Effects of an agri-environment scheme on farmland biodiversity in Ireland. *Agric. Ecosyst. Environ.* **107**, 275–286. (doi:10.1016/j.agee.2004.10.024)
- Ferro Luzzi, A. & James, P. 2000 European diet and public health: the continuing challenge. Eurodiet final report.
- Firbank, L. G. *et al.* 2005 Effects of genetically modified herbicide-tolerant cropping systems on weed seedbanks in two years of following crops. *Biol. Lett.* **2**, 1–5.
- Firbank, L. G., Petit, S., Smart, S., Blain, A. & Fuller, R. J. In press. Assessing the impacts of agricultural intensification on biodiversity: a British perspective. *Phil. Trans. R. Soc. B*
- Fitzhugh, H. A. 1998 Competition between livestock and man for nutrients. In *Feeding the world population of more than eight billion people* (eds J. C. Waterlow, D. G. Armstrong, L. Fowden & R. Riley). New York, NY; Oxford, UK: Oxford University Press.
- Flint, A. P. F. & Woolliams, J. A. 2007 Precision Animal Breeding. *Phil. Trans. R. Soc. B* **363**. (doi:10.1098/rstb.2007.2171)
- Flora, C. B. & Flora, J. L. 1996 Creating social capital. In *Rooted in the land: essays on community and place* (eds W. Vitek & W. Jackson), pp. 217–225. New Haven, CT; Q21 London UK: Yale University Press.
- Folke, C., Colding, J. & Berkes, F. 2005 Building resilience and adaptive capacity in social-ecological systems. In ADD.
- Frumkin, H. (ed) 2005 *Environmental health: from global to local*. San Francisco, CA: Jossey-Bass.
- Funes, F., Garcia, L., Bourque, M., Perez, N. & Rosset, P. (eds) 2002 *Sustainable agriculture and resistance*. Oakland, CA: Food First Books.
- Gallagher, K., Ooi, P., Mew, T., Borromeo, E., Kenmore, P. & Ketelaar, J.-W. 2005 Ecological basis for low-toxicity integrated pest management (IPM) in rice and vegetables. In *The pesticide detox* (ed. J. Pretty). London, UK: Earthscan.
- Georgiou, S., Langford, I. H., Bateman, I. J. & Turner, R. K. 1998 Determinants of individuals' willingness to pay for perceived reductions in environmental health risks: a case study of bathing water quality. *Environ. Plan.* **30**, 577–594. (doi:10.1068/a300577)
- Giles, J. 2005 Nitrogen study fertilizes fears of pollution. *Nature* **433**, 791. (doi:10.1038/433791a)
- Gliessman, S. R. 1998 *Agroecology: ecological processes in sustainable agriculture*. Boca Raton, FL: CRC Press.
- Gliessman, S. R. 2004 Integrating agroecological processes into cropping systems research. In *New dimensions in agroecology* (eds D. Clements & A. Shrestha). Binghamton, NY: Food Products Press.
- Gliessman, S. R. 2005 Agroecology and agroecosystems. In *The earthscan reader in sustainable agriculture* (ed. J. Pretty). London, UK: Earthscan.
- Goodman, D. & Watts, M. J. (eds) 1997 *Globalising food: agrarian questions and global restructuring*. London, UK; New York, NY: Routledge.
- Gosling, P. & Shepherd, M. 2004 Long-term changes in soil fertility in organic arable farming systems in England, with particular reference to phosphorus and potassium. *Agric. Ecosyst. Environ.* **105**, 425–432. (doi:10.1016/j.agee.2004.03.007)
- Goulding, K., Jarvis, S. & Whitmore, A. 2007 Optimising nutrient management for farm systems. *Phil. Trans. R. Soc. B* **363**. (doi:10.1098/rstb.2007.2177)
- Green, R. E., Cornell, S. J., Scharlemann, J. P. W. & Balmford, A. 2005 Farming and the fate of wild nature. *Science* **307**, 550–555. (doi:10.1126/science.1106049)
- Haberl, H. *et al.* 2004 Human appropriation of net primary production and species diversity in agricultural landscapes. *Agric. Ecosyst. Environ.* **102**, 213–218. (doi:10.1016/j.agee.2003.07.004)
- Hanley, N., MacMillan, D., Wright, R. E., Bullock, C., Simpson, I., Parrison, D. & Crabtree, R. 1998 Contingent valuation versus choice experiments: estimating the benefits of environmentally sensitive areas in Scotland. *J. Agric. Econ.* **49**, 1–15.
- Hassanali, A., Herren, H., Khan, Z. R., Pickett, J. A. & Woodcock, C. M. 2007 Integrated Pest Management: the push-pull approach for controlling insect pests and weeds of cereals, and its potential for other agricultural systems including animal husbandry. *Phil. Trans. R. Soc. B* **363**. (doi:10.1098/rstb.2007.2173)
- Hazell, P. & Wood, S. 2007 Drivers of change in global agriculture. *Phil. Trans. R. Soc. B* **363**. (doi:10.1098/rstb.2007.2166)
- Herren, H., Schulthess, F. & Knapp, M. 2005 Towards zero-pesticide use in tropical agroecosystems. In *The pesticide detox* (ed. J. Pretty). London, UK: Earthscan.
- Herzog, F., Dreier, S., Hofer, G., Marfurt, C., Schupbach, B., Spiess, M. & Walter, T. 2005 Effect of ecological compensation on floristic and breeding bird diversity in Swiss agricultural landscapes. *Agric. Ecosyst. Environ.* **108**, 189–204. (doi:10.1016/j.agee.2005.02.003)
- Hesiod 1988 *Theogony, works and days*. Oxford World's Classics. Oxford, UK: Oxford University Press.
- Higgs, E. 2003 *Nature by design*. Cambridge, MA: MIT Press.
- Hinchcliffe, F., Thompson, J., Pretty, J., Guijt, I. & Shah, P. (eds) 1999 *Fertile ground: the impacts of participatory watershed development*. London, UK: Intermediate Technology Publications.
- Hobbs, P. R., Sayre, K. & Gupta, R. 2007 The role of conservation agriculture in sustainable agriculture. *Phil. Trans. R. Soc. B* **363**. (doi:10.1098/rstb.2007.2169)
- Holland, J. M. 2004 The environmental consequences of adopting conservation tillage in Europe: reviewing the evidence. *Agric. Ecosyst. Environ.* **103**, 1–21. (doi:10.1016/j.agee.2003.12.018)
- Holling, C. S., Berkes, F. & Folke, P. 1998 Linking social and ecological systems: management practices and social

- mechanisms for building resilience. In *The farm as natural habitat* (eds F. Berkes & F. Folke). Washington, DC: Island Press.
- Jordan 2003 *The sunflower forest*. Berkeley, CA: University of California Press.
- Kibblewhite, M. G., Ritz, K. & Swift, M. J. In press. Soil health in agricultural systems. *Phil. Trans. R. Soc. B*.
- Kiljonen, M. & Rikkinen, P. 2004 Divergent images of multifunctional agriculture: a comparative study of the future images between farmers and agri-food experts in Finland. *Int. J. Agric. Sustainability* **2**, 190–204.
- Kenkel, D. S. & Manning, W. 1999 Economic evaluation of nutrition policy. Or, there's no such thing as a free lunch. *Food Policy* **24**, 145–162. (doi:10.1016/S0306-9192(99)00019-6)
- Kenmore, P. E., Carino, F. O., Perez, C. A., Dyck, V. A. & Gutierrez, A. P. 1984 Population regulation of the brown planthopper within rice fields in The Philippines. *J. Plant Prot. Tropics* **1**, 19–37.
- Kesevan, P. C. & Swaminathan, M. S. In press. Strategies and models for agricultural sustainability in developing Asian countries. *Phil. Trans. R. Soc. B*.
- Key, T. J., Allen, N. E., Spencer, E. A. & Travis, R. C. 2002 The effect of diet on risk of cancer. *Lancet* **360**, 861–868. (doi:10.1016/S0140-6736(02)09958-0)
- Khush, G. S., Peng, S. & Virmani, S. S. 1998 Improving yield potential by modifying plant type and exploiting heterosis. In *Feeding the world population of more than eight billion people* (eds J. C. Waterlow, D. G. Armstrong, L. Fowden & R. Riley). New York, NY; Oxford, UK: Oxford University Press.
- Kitzes, J., Wackernagel, M., Loh, J., Peller, A., Goldfinger, S., Cheng, D. & Tea, K. 2007 Shrink and share: humanity's present and future ecological footprint. *Phil. Trans. R. Soc. B* **363**. (doi:10.1098/rstb.2007.2164)
- Kleijn, D., Berendse, F., Smit, R. & Gilesen, N. 2001 Agri-environment schemes do not effectively protect biodiversity in Dutch agricultural landscapes. *Nature* **413**, 723–725. (doi:10.1038/35099540)
- Kloppenborg, J., Hendrickson, J. & Stevenson, G. W. 1996 Coming to the foodshed. In *Rooted in the land: essays on community and place* (eds W. Vitek & W. Jackson), pp. 113–123. New Haven, CT; London, UK: Yale University Press.
- Lal, R. In press. Carbon sequestration. *Phil. Trans. R. Soc. B*.
- Lampkin, N. H. & Padel, S. (eds) 1994 *The economics of organic farming. An international perspective*. Wallingford, UK: CAB International.
- Lang, T. & Heasman, M. 2004. *Food wars*. London, UK: Earthscan.
- Leach, G. 1976 *Energy and food production*. Guildford, UK: IPC Science and Technology Press; London, UK: IIED.
- Leach, K. A., Allingham, K. D., Conway, J. S., Goulding, K. W. T. & Hatch, D. J. 2004 Nitrogen management for profitable farming with maximal environmental impact: the challenge for mixed farms in the Cotswold Hills, England. *Int. J. Agric. Sustainability* **2**, 21–32.
- Leakey, R. B., Tchoundjeu, Z., Schreckenber, K. & Shackleton, S. E. 2005 Tree products (AFTPs): targeting poverty reduction & enhanced livelihoods. *Int. J. Agric. Sustainability* **3**, 1–23.
- Lee, D. 2005 The adoption of low-external input sustainable agriculture in developing countries. *AAEA* **87**, 1325–1334.
- Leeuwis, C. 2004 *Communication for rural innovation*. Oxford, UK: Blackwell Publishing.
- Lewis, W. J., van Lenteren, J. C., Phatak, S. C. & Tumlinson, J. H. 1997 A total system approach to sustainable pest management. *Proc. Natl Acad. Sci. USA* **94**, 12 243–12 248. (doi:10.1073/pnas.94.23.12243)
- Lieblin, G., Østergaard, E. & Francis, C. 2004 Becoming an agroecologist through action education. *Int. J. Agric. Sustain.* **2**, 147–153.
- Li Wenhua, 2001 *Agro-ecological farming systems in China*. Man and the biosphere series, vol. 26. Paris, France: UNESCO.
- Løes, A.-K. & Øgaard, A. F. 2003 Concentrations of soil potassium and long-term organic dairy production. *Int. J. Agric. Sustain.* **1**, 14–29.
- Marggraf, R. 2003 Comparative assessment of agri-environment programmes in federal states of Germany. *Agr. Ecosyst. Environ.* **98**, 507–516. (doi:10.1016/S0167-8809(03)00109-9)
- McNeely, J. A. & Scherr, S. J. 2003 *Ecoagriculture*. Washington, DC: Island Press.
- Meyer-Aurich, A. 2005 Economic and environmental analysis of sustainable farming practices—a Bavarian case study. *Agr. Syst.* **86**, 190–206. (doi:10.1016/j.agsy.2004.09.007)
- Millennium Ecosystem Assessment (MEA) 2005 *Ecosystems and well-being*. Washington, DC: Island Press.
- Morison, J., Hine, R. & Pretty, J. 2005 Survey and analysis of labour on organic farms in the UK and Republic of Ireland. *Int. J. Agr. Sustain.* **3**, 24–43.
- Morison, J. I. L., Baker, N. R., Mullineaux, P. M. & Davies, W. J. 2007 Improving water use in crop production. *Phil. Trans. R. Soc. B* **363**. (doi:10.1098/rstb.2007.2175)
- Moss, B. 2007 Water pollution by agriculture. *Phil. Trans. R. Soc. B* **363**. (doi:10.1098/rstb.2007.2176)
- Myers, N. & Kent, J. 2003 New consumers: the influence of affluence on the environment. *Proc. Natl Acad. Sci. USA* **100**, 4963–4968. (doi:10.1073/pnas.0438061100)
- Nestle, M. 2003 *Food politics: how the food industry influences nutrition and health*. California, CA: University of California Press.
- Norse, D., Li Ji, Jin Leshan & Zhang Zheng 2001 *Environmental costs of rice production in China*. Bethesda, MD: Aileen Press.
- NRC 2000 *Our common journey: transition towards sustainability*. Washington, DC: Board on Sustainable development, Policy Division, National Research Council, National Academy Press.
- Nuffield Council on Bioethics 2004 *The use of genetically modified crops in developing countries*. London, UK: Nuffield Council on Bioethics.
- Odum, E. P. & Barrett, G. W. 2004 Redesigning industrial agroecosystems: incorporating more ecological processes and reducing pollution. In *New dimensions in agroecology* (eds D. Clements & A. Shrestha). Binghamton, NY: Food Products Press.
- OECD 2001 *Environmental outlook for the chemicals industry*. Paris, France: OECD.
- Oelbermann, M., Voroney, R. P. & Kass, D. C. L. 2004 Gliricidia sepium carbon inputs and soil carbon pools in a Costa Rican alley cropping systems. *Int. J. Agr. Sustain.* **2**, 33–42.
- Olsson, P. & Folke, P. 2001 Local ecological knowledge and institutional dynamics for ecosystem management: a study of Lake Racken watershed, Sweden. *Ecosystems* **4**, 85–104. (doi:10.1007/s100210000061)
- Orr, D. 1992 *Ecological literacy*. Albany, NY: SUNY Press.
- Ostrom, E. 1990 *Governing the commons: the evolution of institutions for collective action*. New York, NY: Cambridge University Press.
- Petersen, P., Tardin, J. M. & Marochi, F. 2000 Participatory development of non-tillage systems without herbicides for family farming: the experience of the center-south region of Paraná. *Environ. Dev. Sustain.* **1**, 235–252. (doi:10.1023/A:1010091208938)
- Pingali, P. L. & Roger, P. A. 1995 *Impact of pesticides on farmers' health and the rice environment*. Dordrecht, The Netherlands: Kluwer.

- 2177 Popkin, B. 1998 The nutrition transition and its health
2178 implications in lower-income countries. *Public Health*
2179 *Nutr.* **1**, 5–21. (doi:10.1079/PHN19980004)
- 2180 Pretty, J. 1995 *Regenerating agriculture: policies and practice for*
2181 *sustainability and self-reliance*, p. 320. London, UK;
2182 Washington, DC: Earthscan; National Academy Press.
- 2183 Pretty, J. 1998 *The living land: agriculture, food and community*
2184 *regeneration in rural Europe*, p. 336. London, UK:
2185 Earthscan.
- 2186 Pretty, J. N. 2001 The rapid emergence of genetically-modified
2187 crops in world agriculture. *Environ. Conserv.* **28**, 248–262.
- 2188 Pretty, J. 2002 *Agri-culture: reconnecting people, land and nature*,
2189 p. 261. London, UK: Earthscan. Q25
- 2190 Pretty, J. 2003 Social capital and the collective management of
2191 resources. *Science* **302**, 1912–1915. (doi:10.1126/science.
2192 1090847)
- 2193 Pretty, J. (ed) 2005 *The Earthscan reader in sustainable*
2194 *agriculture*, p. 405. London, UK: Earthscan.
- 2195 Pretty, J. (ed) 2005 *The pesticide detox*, p. 291. London, UK:
2196 Earthscan.
- 2197 Pretty, J. 2007 *The earth only endures*. London, UK: Earthscan.
- 2198 Pretty, J. & Hine, R. 2005 In *Pesticide use and the environment*
2199 (ed. J. Pretty). London, UK: Earthscan.
- 2200 Pretty, J. & Waibel, H. 2005 Paying the price: the full cost of
2201 pesticides. In *The pesticide detox* (ed. J. Pretty). London,
2202 UK: Earthscan.
- 2203 Pretty, J. & Ward, H. 2001 Social capital and the environment. Q26
2204 *World Dev.* **29**, 209–227. (doi:10.1016/S0305-750X(00)
2205 00098-X)
- 2206 Pretty, J., Brett, C., Gee, D., Hine, R., Mason, C. F., Morison,
2207 J. I. L., Raven, H., Rayment, M. & van der Bijl, G. 2000 An
2208 assessment of the total external costs of UK agriculture.
2209 *Agr. Syst.* **65**, 113–136. (doi:10.1016/S0308-521X(00)
2210 00031-7)
- 2211 Pretty, J., Brett, C., Gee, D., Hine, R. E., Mason, C. F.,
2212 Morison, J. I. L., Rayment, M., van der Bijl, G. & Dobbs, T.
2213 2001 Policy challenges and priorities for internalising the
2214 externalities of agriculture. *J. Environ. Planning Manage.*
2215 **44**, 263–283.
- 2216 Pretty, J. N., Ball, A. S., Li, Xiaoyun & Ravindranath, N. H.
2217 2002 The role of sustainable agriculture and renewable
2218 resource management in reducing greenhouse gas emis-
2219 sions and increasing sinks in China and India. *Phil. Trans.*
2220 *R. Soc. A* **360**, 1741–1761. (doi:10.1098/rsta.2002.1029)
- 2221 Pretty, J., Mason, C. F., Nedwell, D. B. & Hine, R. E. 2003a
2222 Environmental costs of freshwater eutrophication in
2223 England and Wales. *Environ. Sci. Technol.* **37**, 201–208.
2224 (doi:10.1021/es020793k)
- 2225 Pretty, J., Morison, J. I. L. & Hine, R. E. 2003b Reducing food
2226 poverty by increasing agricultural sustainability in develop-
2227 ing countries. *Agr. Ecosyst. Environ.* **95**, 217–234. (doi:10.
2228 1016/S0167-8809(02)00087-7)
- 2229 Pretty, J., Lang, T., Ball, A. & Morison, J. 2005 Farm costs and
2230 food miles: an assessment of the full cost of the weekly food
2231 basket. *Food Policy* **30**, 1–20. (doi:10.1016/j.foodpol.2005.
2232 02.001)
- 2233 Pretty, J., Noble, A., Bossio, D., Dixon, J., Hine, R. E.,
2234 Penning de Vries, P. & Morison, J. I. L. 2006 Resource
2235 conserving agriculture increases yields in developing
2236 countries. *Environ. Sci. Technol.* **40**, 1114–1119. (doi:10.
2237 1021/es051670d)
- 2238 Putnam, R. D., Leonardi, R. & Nanetti, R. Y. 1993 *Making*
2239 *democracy work: civic traditions in modern Italy*. Princeton,
2240 NJ: Princeton University Press.
- 2241 Reij, C. 1996 *Evolution et impacts des techniques de conservation des*
2242 *eaux et des sols*. Amsterdam, The Netherlands: Centre for
2243 Development Cooperation Services, Vrije Universiteit.
- 2244 Rola, A. & Pingali, P. 1993 *Pesticides, rice productivity, and*
2245 *farmers' health an economic assessment*. Los Baños, The
2246 Philippines: IRRI.
- 2247 Rölöng, N. G. & Wagemakers, M. A. E. (eds) 1997 *Facilitating*
2248 *sustainable agriculture*. Cambridge, UK: Cambridge
2249 University Press.
- 2250 Royal Society 2001 *The role of land carbon sinks in mitigating*
2251 *global carbon change*. London, UK: Royal Society.
- 2252 Ruttan, V. 1999 The transition to agricultural sustainability.
2253 *Proc. Natl Acad. Sci. USA* **96**, 5960–5967. (doi:10.1073/
2254 pnas.96.11.5960)
- 2255 Rydberg, T. & Jansén, J. 2002 Comparison of horse and tractor
2256 traction using energy analysis. *Ecol. Eng.* **19**, 13–28.
2257 (doi:10.1016/S0925-8574(02)00015-0)
- 2258 Shennan, C. In press. Biotic interactions, ecological knowledge
2259 and agriculture. *Phil. Trans. R. Soc. B.*
- 2260 Shennan, C., Gareau, T. P. & Surrin, J. R. 2005 Agroecologi-
2261 cal Interventions in the USA. In *The pesticide detox* (ed.
2262 J. Pretty). London, UK: Earthscan.
- 2263 Scherr, S. J. & McNeely, J. A. 2007 Biodiversity conservation
2264 and agricultural sustainability: towards a new paradigm of
2265 'ecoagriculture' landscapes. *Phil. Trans. R. Soc. B* **363**.
2266 (doi:10.1098/rstb.2007.2165)
- 2267 Sherwood, S., Cole, D., Crissman, C. & Paredes, M. 2005
2268 Transforming potato systems in the andes. In *The pesticide*
2269 *detox* (ed. J. Pretty). London, UK: Earthscan.
- 2270 Smil, V. 2000 *Feeding the World*. Cambridge, MA: MIT Press.
- 2271 Smil, V. 2001 *Enriching the earth*. Cambridge, MA: MIT Press.
- 2272 Smith, G. In press. Developing sustainable food supply chains.
2273 *Phil. Trans. R. Soc. B.*
- 2274 Smith, P. *et al.* In press. Greenhouse gas mitigation in
2275 agriculture. *Phil. Trans. R. Soc. B.*
- 2276 Stout, B. A. 1998 Energy for agriculture in the 21st century. In
2277 *Feeding the world population of more than eight billion people*
2278 (eds J. C. Waterlow, D. G. Armstrong, L. Fowden &
2279 R. Riley). New York, NY; Oxford, UK: Oxford University
2280 Press.
- 2281 Swift, M. J., Izac, A.-M.N. & van Noordwijk, M. 2004
2282 Biodiversity and ecosystem services in agricultural land-
2283 scapes—are we asking the right questions. *Agr. Ecosyst.*
2284 *Environ.* **104**, 113–134. (doi:10.1016/j.agee.2004.01.013)
- 2285 Swingland, I. (ed) 2003 *Carbon and biodiversity*. London, UK:
2286 Earthscan.
- 2287 Tegtmeier, E. M. & Duffy, M. D. 2004 External costs of
2288 agricultural production in the United States. *Int. J. Agr.*
2289 *Sustain.* **2**, 1–20.
- 2290 Terwan, P., Ritchie, M., van der Weijden, W., Verschur, G. &
2291 Joannides, J. 2004 *Values of Agrarian landscapes across Europe*
2292 *and North America*. Doetinchem, The Netherlands: Reed
2293 Business Information.
- 2294 Thomson J. A. In press. The role of biotechnology for
2295 agricultural sustainability in Africa. *Phil. Trans. R. Soc. B.*
- 2296 Tilman, D. 1999 Global environmental impacts of agricultural
2297 expansion: the need for sustainable and efficient practices.
2298 *Proc. Natl Acad. Sci. USA* **96**, 5995–6000. (doi:10.1073/
2299 pnas.96.11.5995)
- 2300 Tilman, D., Cassman, K. G., Matson, P. A., Naylor, R. &
2301 Polasky, S. 2002 Agricultural sustainability and intensive
2302 production practices. *Nature* **418**, 671–677. (doi:10.1038/
2303 nature01014)
- 2304 Tomich, T. P., Chomitz, K., Francisco, H., Izac, A.-M.N.,
2305 Murdiyarso, D., Ratner, B. D., Thomas, D. E. & van
2306 Noordwijk, M. 2004 Policy analysis and environmental
2307 problems at different scales: asking the right questions.
2308 *Agr. Ecosyst. Environ.* **104**, 5–18. (doi:10.1016/j.agee.2004.
2309 01.003)
- 2310 Townsend, A. R. *et al.* 2003 Human health effects of a
2311 changing global nitrogen cycle. *Front Ecol. Environ.* **1**,
2312 240–246. (doi:10.1890/1540-9295(2003)001[0240:HH
2313 EOAC]2.0.CO;2)
- 2314 Trewevas, A. 2002 Malthus foiled again and again. *Nature* **418**,
2315 668–670. (doi:10.1038/nature01013)

- 2305 Tripp, R. In press. The performance of low external input
 2306 technology in agricultural development. A summary of
 2307 three case studies. *Int. J. Agr. Sustain.*
 2308 UNPD 2005 *Long-range world population projections: based*
 2309 *on the 1998 revision*. New York, NY: UN Population
 2310 Division.
 2311 Uphoff, N. 1998 Understanding social capital: learning from
 2312 the analysis and experience of participation. In *Social*
 2313 *capital: a multiperspective approach* (eds P. Dasgupta &
 2314 I. Serageldin). Washington, DC: World Bank.
 2315 Uphoff, N. (ed) 2002 *Agroecological innovations*. London, UK:
 2316 Earthscan.
 2317 Victor, T. J. & Reuben, R. 2002 Effects of organic and
 2318 inorganic fertilizers on mosquito populations in rice fields
 2319 of southern India. *Med. Vet. Entomol.* **14**, 361–368. (doi:10.
 2320 1046/j.1365-2915.2000.00255.x)
 2321 Waage, J. K. & Mumford, J. D. In press. Agricultural
 2322 biosecurity. *Phil. Trans. R. Soc. B.*
 2323 Wade, M. R., Gurr, G. M. & Wratten, S. D. In press.
 2324 Ecological restoration of farmland: progress and prospects.
 2325 *Phil. Trans. R. Soc. B.*
 2326 Waibel, H., Fleischer, G. & Becker, H. 1999 The economic
 2327 benefits of pesticides: a case study from Germany.
 2328 *Agrarwirtschaft* **48**, 219–230.
 2329 Watson, R. T., Noble, I. R., Bolin, B., Ravindranath, N. H.,
 2330 Verardo, D. J. & Dokken, D. J. (eds) 2000 *IPCC special*
 2331 *report on land use, land-use change and forestry*. A special
 2332 report of the intergovernmental panel on climate change.
 2333 Approved at IPCC Plenary XVI (Montreal, 1–8 May, 2000).
 2334 IPCC Secretariat, c/o World Meteorological Organisation,
 2335 Geneva, Switzerland. See <http://www.ipcc.ch/>.
 2336 WHO 1998 *Obesity: preventing and managing the global*
 2337 *epidemic*. Geneva, Switzerland: WHO.
 2338 Wilkins, R. J. 2007 Eco-efficient approaches to land manage-
 2339 ment: a case for increased integration of crop and animal
 2340 production systems. *Phil. Trans. R. Soc. B* **363**. (doi:10.
 2341 1098/rstb.2007.2167)
 2342 Wilson, C. 2001 Why farmers continue to use pesticides
 2343 despite environmental, health and sustainability costs. *Ecol.*
 2344 *Econ.* **39**, 449–462. (doi:10.1016/S0921-8009(01)00238-5)
 2345 Witcombe, J. R., Hollington, P. A., Howarth, C. J., Reader, S.
 2346 & Steele, K. A. In press. Breeding for abiotic stress for
 2347 sustainable agriculture. *Phil. Trans. R. Soc. B.*
 2348 Woodhouse, S. P., Good, J. E. G., Lovett, A. A., Fuller, R. J. &
 2349 Dolman, P. M. 2005 Effects of land use and agricultural
 2350 management on birds of marginal farmland: a case study in
 2351 the Llŷn peninsula, Wales. *Agr. Ecosyst. Environ.* **107**,
 2352 331–340. (doi:10.1016/j.agee.2004.12.006)
 2353 Worster, D. 1993 *The wealth of nature: environmental history and*
 2354 *the ecological imagination*. New York, NY: Oxford University
 2355 Press.
 2356 Zhao, J., Luo, Q., Deng, H. & Yan, Y. In press. Comprehensive
 2357 analysis on the agricultural sustainable development of
 2358 China. *Phil. Trans. R. Soc. B.*

2433	Author Queries		
2434	<i>JOB NUMBER:</i> 20072163		
2435	<i>JOURNAL:</i> RSTB		
2436			
2437			
2438	Q1	We have inserted a short tile. Please approve or provide an alternative.	
2439			
2440	Q2	Please check the edit of the sentence 'Today, concerns about sustainability...'	
2441			
2442	Q3	Please note that the reference citation Victor & Reuben (2000) has been changed to Victor & Reuben (2002) with respect to the reference list provided.	
2443			
2444	Q4	Please note that the reference citation Trewevas (2001) has been changed to Trewevas (2002) with respect to the reference list provided.	
2445			
2446	Q5	Please note that the reference citation Putnam (1993) has been changed to Putnam et al. (1993) with respect to the reference list provided.	
2447			
2448	Q6	Reference Scoones (1998) has been cited in text but not provided in the list. Please supply reference details or delete the reference citation from the text.	
2449			
2450	Q7	Reference Costanza et al. (1999) has been cited in text but not provided in the list. Please supply reference details or delete the reference citation from the text.	
2451			
2452	Q8	Please suggest if 'that provide' can be deleted in the sentence 'It is enhanced by access...'	
2453			
2454	Q9	Reference Uphoff (2003) has been cited in text but not provided in the list. Please supply reference details or delete the reference citation from the text.	
2455			
2456	Q10	Please note that the reference citation Leaky (2005) has been changed to Leakey et al. (2005) with respect to the reference list provided.	
2457			
2458	Q11	Please note that the reference citation Rölöing & Wagemakers (1998) has been changed to Rölöing & Wagemakers (1997) with respect to the reference list provided.	
2459			
2460	Q12	Please note that the reference citation Gosling & Shepherd (2005) has been changed to Gosling & Shepherd (2004) with respect to the reference list provided.	
2461			
2462	Q13	Please note that the reference citation Oelbermann et al. (2003) has been changed to Oelbermann et al. (2004) with respect to the reference list provided.	
2463			
2464	Q14	Please check the edit of the sentence 'For example, building a road...'	
2465			
2466	Q15	References Kiljonen & Rikkonen (2004) and Day et al. (2007) are provided in the list but not cited in the text. Please supply citation details or delete the reference from the reference list.	
2467			
2468	Q16	Please update publication details in Bale et al. (in press).	
2469			
2470	Q17	Please update publication details in Bunting (in press).	
2471			
2472	Q18	Please check the inserted volume number in Firbank et al. (2005).	
2473			
2474	Q19	Please update publication details in Firbank et al. (in press).	
2475			
2476	Q20	Please provide complete details for the reference Folke et al. (2005).	
2477			
2478	Q21	Please provide the initials for the author 'Hesiod' in reference Hesiod (1988).	
2479			
2480	Q22	Please update publication details in Kibblewhite et al. (in press).	2497
2481			2498
2482	Q23	Please update publication details in Kesevan & Swaminathan (in press).	2499
2483			2500
2484	Q24	Please update publication details in Lal (in press).	2501
2485			2502
2486	Q25	Please update publication details in Shennan (in press).	2503
2487			2504
2488	Q26	Please update publication details in Smith (in press).	2505
2489			2506
2490	Q27	Please update publication details in Smith et al. (in press).	2507
2491			2508
2492	Q28	Please update publication details in Thomson (in press).	2509
2493			2510
2494	Q29	Please update publication details in Tripp (in press).	2511
2495			2512
2496	Q30	Please update publication details in Waage & Mumford (in press).	2513
			2514
	Q31	Please update publication details in Wade et al. (in press).	2515
			2516
	Q32	Please update publication details in Witcombe et al. (in press).	2517
			2518
	Q33	Please update publication details in Zhao et al. (in press).	2519
			2520
			2521
			2522
			2523
			2524
			2525
			2526
			2527
			2528
			2529
			2530
			2531
			2532
			2533
			2534
			2535
			2536
			2537
			2538
			2539
			2540
			2541
			2542
			2543
			2544
			2545
			2546
			2547
			2548
			2549
			2550
			2551
			2552
			2553
			2554
			2555
			2556
			2557
			2558
			2559
			2560